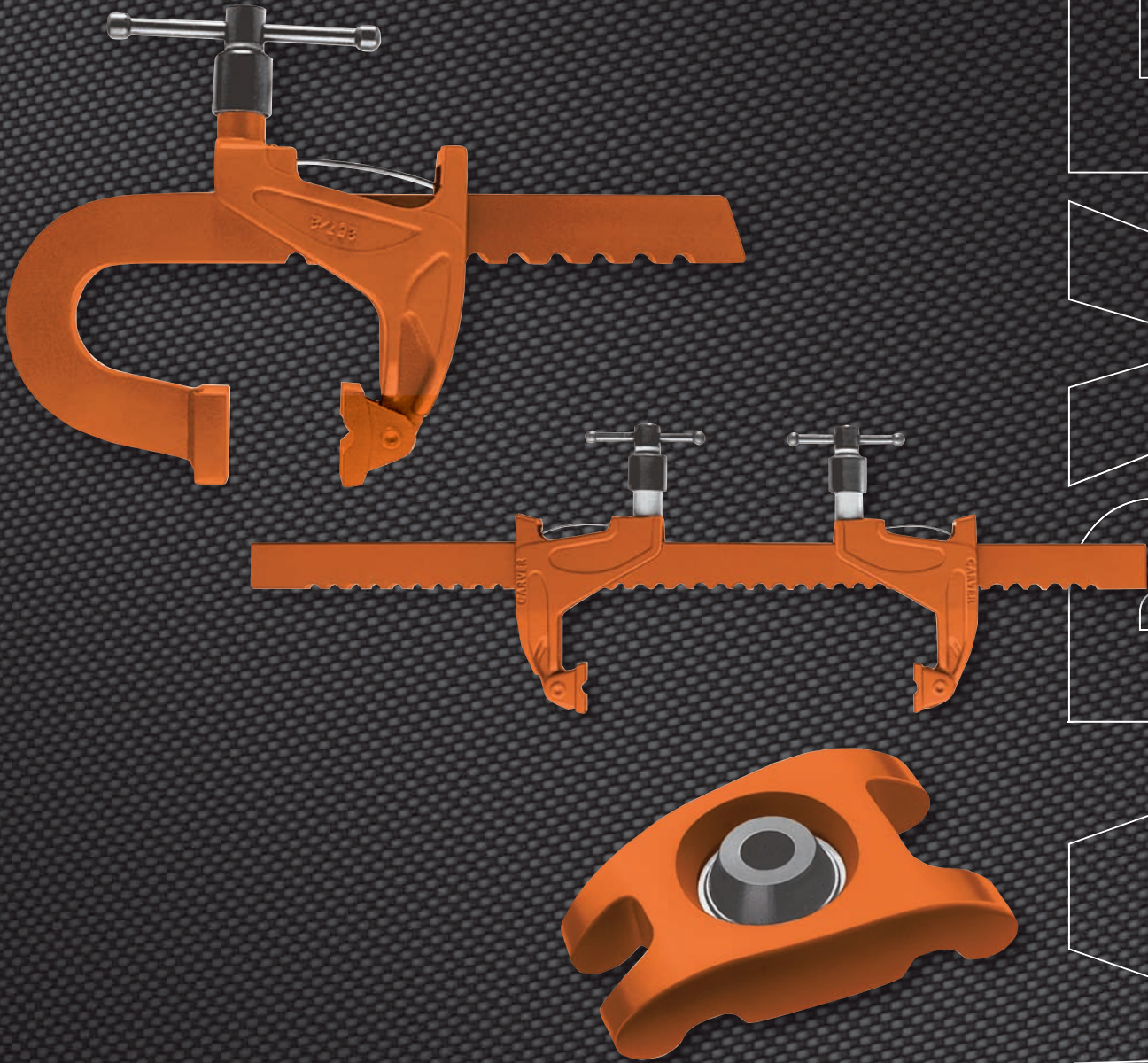


DE-STA-CO SYSTEM CARVER



Das sicherste Spannen im Stahlbau

CARVER CLAMPS Applications

C-Style Carver Clamps



- Adjustment screw is shielded and out of the work area
- Ideal for rugged welding and fabrication jobs
- Holds round or flat objects
- Holding capacities to 6,000lbf.


Bar Style Carver Clamps



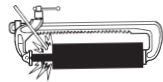
- Removable jaws can be reversed to provide spreading action
- Multiple jaws can be used on a single bar for positive part positioning
- Holding capacities to 6,000lbf.

Typical Applications

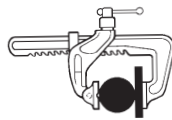
"C" Clamps



No obstruction from long screw. Ideal for structural steel fabrication.

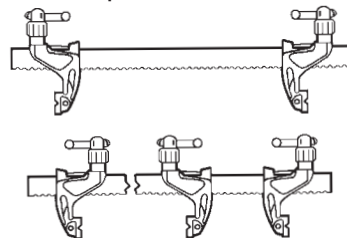


Unaffected by weld spatter. Screw is shielded and out of work area.







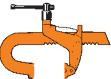
Holds rounds to flats. Limited movement of moveable jaw pad and grooved face ensure positive grip on round objects.



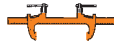
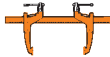
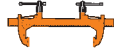
Bar Clamps



C-Style


Bar-Style

	Model	Holding Capacity max	Page
	T186-6 T186-12 T186-20	[2500 lbf] 11300N	6 – 7
	T321-10	[1270 lbf] 5650N	
	T290-9 T290-18 T290-40	[4000 lbf] 18000N	
	T285-9 T285-18	[2000 lbf] 9000N	
	T257-24 T257-36	[6000 lbf] 27000N	

	Model	Holding Capacity max	Page
	T186-24 T186-36	[2500 lbf] 11300N	8 – 9
	T321-24 T321-36 T321-60	[1500 lbf] 5650N	
	T290-36 T290-60 T290-84	[4000 lbf] 18000N	
	T285-36 T285-60 T285-84	[2000 lbf] 9000N	
	T257-84	[6 000 lbf] 27000N	


CARVER Spanner Anwendungsbeispiele

Buttress Style Carver Clamps



- Eliminates need for step blocks or riser blocks
- Self aligning swiveling pivot provides vertical clamping force over a wide range of workpiece heights
- T-bolt sizes 1/2" to 1", capacities up to 18,000lbf.
- Ideally suited for T-slot machining tables or manual die clamping

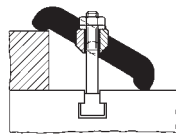
T-Slot Style Carver Clamps



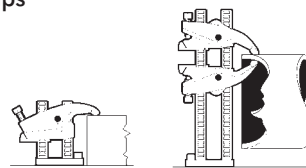
- Rapid height adjustment reduces set-up times by as much as 80%
- 100% of clamping force is transmitted to workpiece
- Ideal for use as manual die clamps.
- Holding capacities to 5,320lbf.

Typical Applications

Buttress Clamps



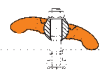
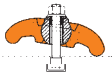
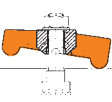
T-Slot Clamps







Ideal for use as manual die clamps. Eliminates the need for step blocks or riser blocks.

Buttress Style

T-Slot Style

	Model	Holding Capacity max	Page
	T614-0	[2900 lbf] 13000N	10–11
	T614-1	[14000 lbf] 62500N	
	T614-2	[18000 lbf] 80000N	

	Model	Holding Capacity max	Page
	T400-4 T400-6 T400-8	[5100 lbf] 22700N	12–15
	T600-4 T600-6 T600-8	[3600 lbf] 16000N	
	T402-6 T402-12 T402-18 T402-24	[8160 lbf] 36300N	
	T602-6 T602-12 T602-18	[5620 lbf] 25000N	

C-Style Product Overview

Features:

Operation is very simple. The operator slides the spring loaded moveable jaw toward the workpiece to the nearest notch where it locks into the detent. Hand tightening the screw advances the clamp jaw. The jaw advances the tilting pad directly into contact with the workpiece – there is no rotating to twist the work or the clamp out of position.

An unusual and very useful feature of these clamps is the ability to use the clamp for spreading or locating as well as squeezing.

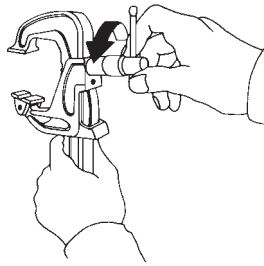


C-Style Technical Information, Holding Capacities

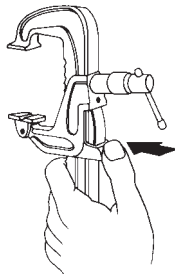
Holding Capacity	Throat Depth B1 [in] mm	Width Opening S [in] mm	Model	Clamping Screw Ø	Weight [lbs.] kg	Consisting of:	
						1 x	1 x
 [2,500 lbf] 11300N	[2.38] 60	[0- 6] 150 [0-12] 300 [0-20] 500	T186-6 T186-12 ⓘ T186-20	M12	[2.75] 1,4 [3.75] 1,8 [5.51] 2,5	186-6-1 186-12-1 186-20-1	186-2 186-2 186-2
 [1,270 lbf] 5650N	[4.7] 120	[0-10] 250	T321-10	M12	[4.4] 2,0	321-10-1	321-2
 [4,000 lbf] 18000N	[3.5] 90	[0- 9] 225 [0-18] 450 [0-40] 1000	T290-9 T290-18 ⓘ T290-40	M16	[10.00] 5,5 [13.50] 7,0 [23.15] 10,5	290-9-1 290-18-1 290-40-1	290-2 290-2 290-2 290-2
 [2,000 lbf] 9000N	[8.0] 200	[0- 9] 225 [0-18] 450	T285-9 T285-18	M16	[12.00] 7,1 [13.50] 8,5	285-9-1 285-18-1	285-2 285-2
 [6,000 lbf] 27000N	[4.5] 115	[0-24] 600 [0-36] 900	T257-24 T257-36	M20	[27.50] 13,1 [32.50] 15,8	257-24-1 257-36-1	257-2 257-2

ⓘ Available upon request

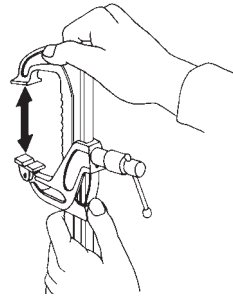
C-Style Technical Information, Holding Capacities



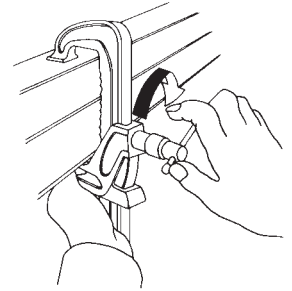
1. Loosen Screw



2. Push In Jaw Base



3. Slide Jaw Up or Down



4. Tighten Screw

Model	[inch] mm								
	A	A1	A2	B	B2	B3	B4	L	L1
T186-6				[1.26] 32		[1.30] 33		[9.65] 245	[.79] 20
T186-12	[0.98] 25	[0.51] 13	[3.00] 76	[1.26] 38	[1.69] 43	[1.30] 33	[3.00] 76	[15.55] 395	[.79] 20
① T186-20				[1.38] 35		[1.18] 30		[24.61] 625	[1.18] 80
T321-10	[0.98] 25	[0.51] 13	[3.00] 76	[1.38] 35	[4.02] 102	[1.32] 33,5	[3.00] 76	[14.2] 360	[1.00] 25
T290-9								[16.53] 420	
T290-18	[1.57] 40	[0.79] 20	[5.51] 140	[2.36] 60	[2.56] 65	[1.57] 40	[4.13] 105	[25.78] 655	[2.56] 65
① T290-40								[47.44] 1205	
T285-9								[16.53] 420	
T285-18	[1.57] 40	[0.79] 20	[5.51] 140	[2.36] 60	[7.09] 180	[1.57] 40	[4.13] 105	[25.78] 655	[2.56] 65
T257-24								[33.46] 850	
T257-36	[2.00] 51	[0.87] 22	[7.36] 187	[2.36] 60	[3.35] 85	[2.00] 51	[5.00] 127	[45.87] 1165	[3.94] 100

① Available upon request

Bar-Style Product Overview

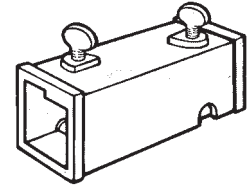
Features:

These rugged clamps, made from high-tensile, heat-treated steel, are designed for all types of applications requiring large holding capacities from 1270 lbf to 6000 lbf (5650N to 27000N). The clamps are highly versatile. For example, jaws can be reversed to provide spreading action, or several jaws can be used on a single bar both for fixturing and positive component location and clamping.

Available models include T321 Standard-Duty Deep Throat, T285 Medium-Duty Deep Throat, T186 Standard-Duty, T290 Medium-Duty and T257 Heavy-Duty. In addition, standard and medium-duty connectors are available to couple like bars together for increased clamping reaches.



Model	For Bar Clamps Model	Weight [lbs.] kg
186-13	T186-.. and T321-..	[1.54] 0,7
290-13	T285-.. and T290-..	[2.87] 1,3



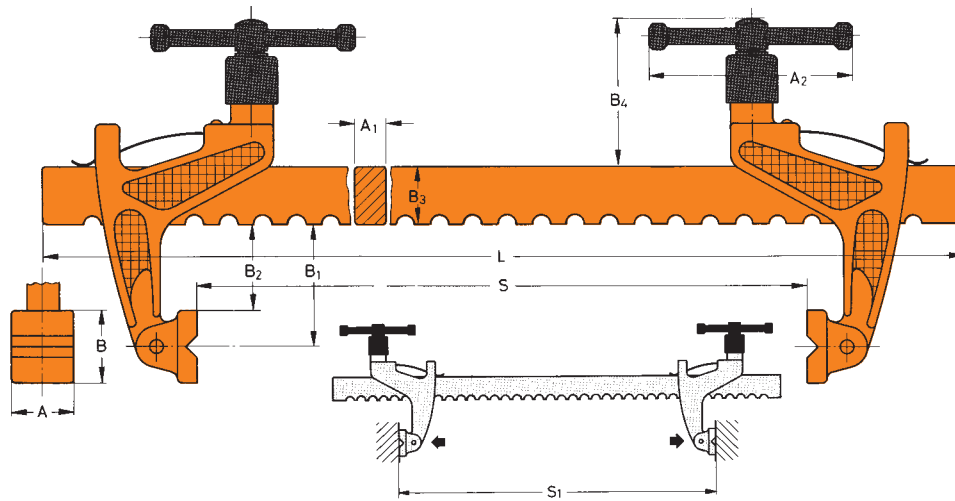
Connector

Bar-Style Technical Information, Holding Capacities

Holding Capacity	Throat Depth B1	Width Opening S		Width Opening S1		Model	Clamping Screw Ø	Weight [lbs.] kg	Consisting of:	
		min	max	min	max				1x	2 x
 [2500 lbf] 11300N	[2.38] 60	[8.50] 215	[24] 600	[2.95] 75	[26.8] 680	T186-24 T186-36	M12	[7.50] 3,4	186-24-1	186-2
			[36] 900		[39] 990			[9.50] 4,4	186-36-1	
 [1270 lbf] 5650N	[4.7] 120	[5.50] 140	[24] 600	[3.15] 80	[27.2] 690	T321-24 T321-36 T321-60	M12	[7.70] 3,5	186-24-1	321-2
			[36] 900		[39.4] 1000			[9.00] 4,5	186-36-1	
			[60] 1500		[63] 1600			[13.00] 5,9	186-60-1	
 [4000 lbf] 18000N	[3.5] 90	[10.00] 250	[36] 900	[4.72] 120	[36.9] 1005	T290-36 T290-60 T290-84	M16	[20.50] 10,5	290-36-1	290-2
			[48] 1200		[63.8] 1620			[28.50] 14,0	290-60-1	
			[60] 1500		[87.4] 2220			[36.50] 18,0	290-84-1	
 [2000 lbf] 9000N	[8.0] 200	[6.00] 150	[36] 900	[4.72] 120	[42.7] 1085	T285-36 T285-60 T285-84	M16	[24.50] 10,5	290-36-1	285-2
			[48] 1200		[66.93] 700			[32.50] 15,0	290-60-1	
			[60] 1500		[90.6] 2300			[40.50] 19,0	290-84-1	
 [6000 lbf] 27000N	[4.5] 115	[12.00] 305	[84] 2100	[5.90] 150	[86.6] 2200	T257-84	M20	[61.00] 27,2	257-84-1	257-2

ⓘ Available upon request

Bar-Style Technical Information, Holding Capacities, Standard Clamp Dimensions



Model	[inch] mm							
	A	A1	A2	B	B2	B3	B4	L
T186-24	[0.98] 25	[0.47] 12	[2.99] 76	[1.26] 32	[1.73] 44	[1.18] 30	[2.99] 76	[28] 710
T186-36								[40.2] 1020
T321-24								[28] 710
T321-36	[0.98] 25	[0.47] 12	[2.99] 76	[1.26] 32	[4.09] 104	[1.18] 30	[2.99] 76	[40.2] 1020
T321-60								[64] 1625
T290-36								[42.1] 1070
ⓘ T290-60	[1.50] 38	[0.79] 20	[5.51] 140	[2.00] 51	[2.56] 65	[1.57] 40	[4.13] 105	[66.5] 1690
ⓘ T290-84								[90.2] 2290
T285-36								[42.1] 1070
ⓘ T285-60	[1.50] 38	[0.79] 20	[5.51] 140	[2.00] 51	[7.09] 180	[1.57] 40	[4.13] 105	[66.5] 1690
ⓘ T285-84								[90.2] 2290
ⓘ T257-84	[2.00] 51	[0.87] 22	[7.36] 187	[2.50] 63,5	[3.27] 83	[2.05] 52	[5.00] 127	[91.9] 2335

ⓘ Available upon request

Buttress Style Product Overview

Features:

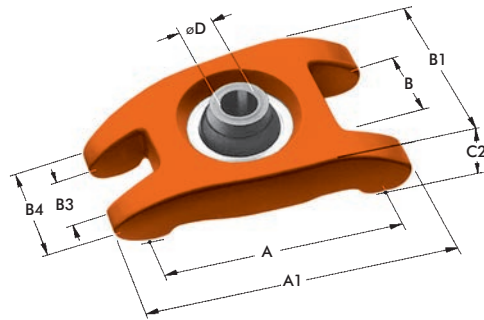
These workholding clamps are designed for use on thin or low-profile workpieces replacing ordinary strap clamps. They feature a self-aligning swiveling pivot which allows the tightening bolt to always remain vertical, preventing any side forces. The two-point contact offered by Models T614-0 and T614-1 also provides greater stability to the workpiece. Ideally suited for manual die clamping. Eliminates the need for step blocks or riser blocks.



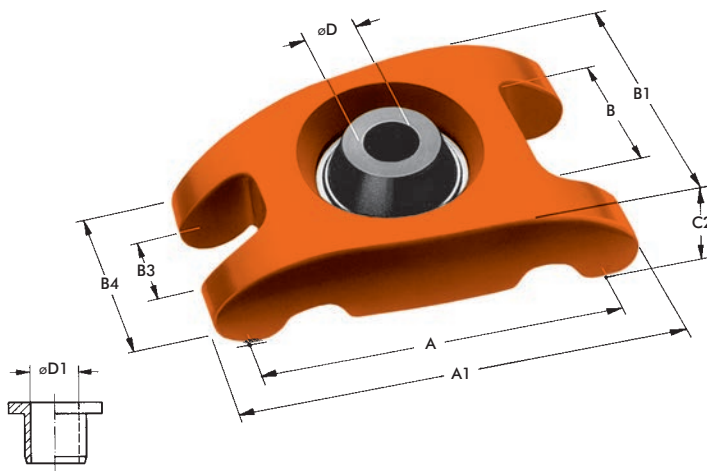
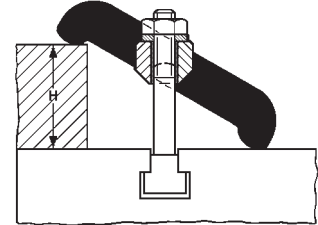
Buttress Style Technical Information, Holding Capacities

Holding Capacity	Working Height Range	For screw diameter	Model	Weight [lbs.] kg
<p>[2900 lbf] 13000N</p>	<p>[0-1.75"] 0-45</p>	<p>[1/2"] M12</p>	T614-0	<p>[1.5] 0,6</p>
<p>[14000 lbf] 62500N</p>	<p>[0-2.25"] 0-57</p>	<p>[5/8"] M16 or [3/4"] M20</p>	T614-1	<p>[5.8] 2,7</p>
<p>[18000 lbf] 80000N</p>	<p>[0-3.00"] 0-75</p>	<p>[1"] M24</p>	T614-2	<p>[9.5] 4,3</p>


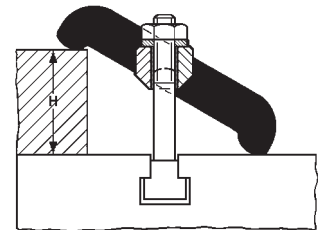
Buttress Style Standard Clamp Dimensions



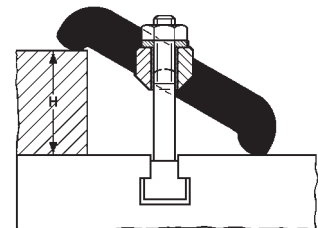
Holding capacity [2900 lbf] 13kN
Clamping height [1.75] 45mm max.
Model T614-0



Holding capacity [14000 lbf] 62.5kN
Clamping height [2.25] 57mm max.
Model T614-1
Delivery includes reducing bush with inner diameter 17 [0.67].
Reducer bushing is standard equipment



Holding capacity [18000 lbf] 80kN
Clamping height 75 [3.00] max.
Model T614-2



Model	[inch] mm									
	A	A1	B	B1	B3	B4	C2	C2a	ØD	ØD1
T614-0	[3.54] 90	[4.34] 110	[1.41] 36	[2.59] 66	[0.78] 40	[1.56] 40	1.02] 26	-	[0.51] 13	-
T614-1	[5.28] 134	[6.31] 160	[2.09] 53	[3.94] 100	[1.14] 29	[2.56] 65	[1.81] 46	-	[0.83] 21	[0.67] 17
T614-2	[5.83] 148	[6.69] 170	-	[5.13] 130	-	[2.56] 65	[1.97] 50	[1.57] 40	[1.02] 26	-

T-Slot Style Product Overview

These clamps provide rapid height adjustment and positive holding. They are designed with a single-unit clamp head and base, providing up to [8000 lbf] 35.6kn. of positive holding capacity for workpieces up to 60" high. The design applies 100% of the screw force directly onto the workpiece far more than any strap clamp arrangement. Additionally, there is no searching for the correct riser block height. The DE-STA-CO Carver T-Slot Clamp is one single assembly – there are no loose parts.

When setting up, the safety lock on the back is released and the clamp lifted on the base to the desired height. When the clamp screw is turned, 100% of the force is transmitted to the workpiece. Backing off the clamp adjusting screw and releasing the safety lock and lifting the clamp head makes for rapid job changeover.

Safety – No loose parts. Clamp and base are one unit.

Higher clamping force holds parts more securely and safely.

Speed – The clamp head adjusts much faster than an operator can select proper size spacers and bolts.

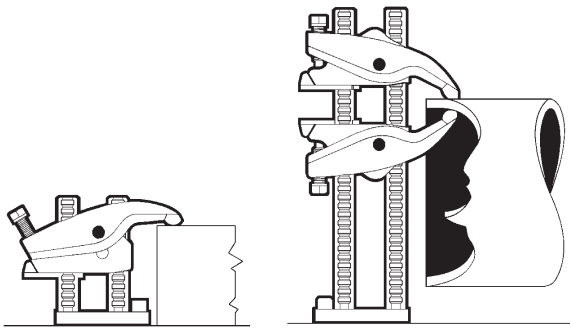
Benefits include:

- Cuts set-up time by as much as 80%
- Reduces machine downtime
- Offers more rapid loading and unloading

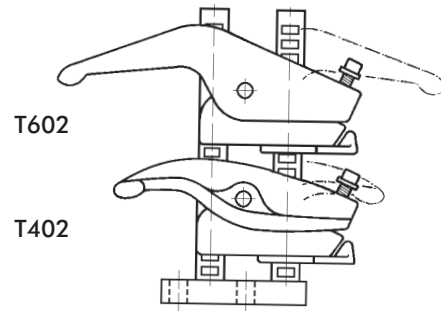
Economy – Tool tip technology and digital control have reduced machining time. Why lose these advantages on long set-up times? T-Slot clamps can reduce set-up time by as much as 80%. Benefit: Money saved.

Ease of Operation – Loosen adjusting screw and release safety catch to adjust height instantly.

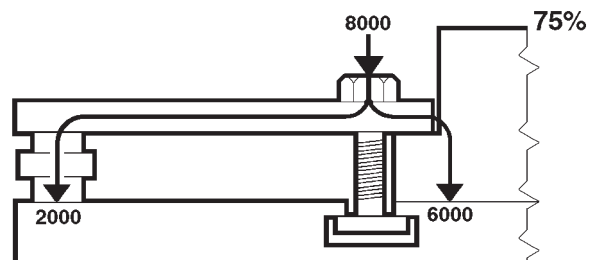
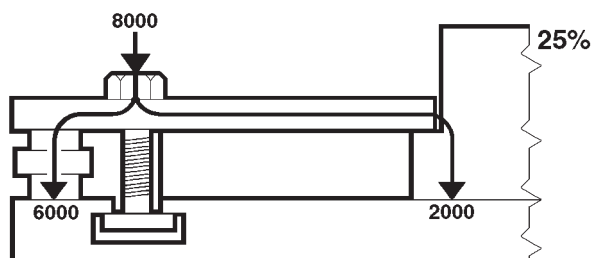
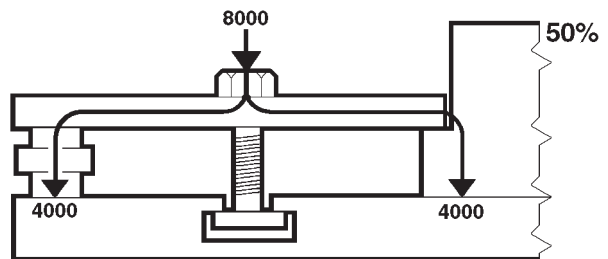
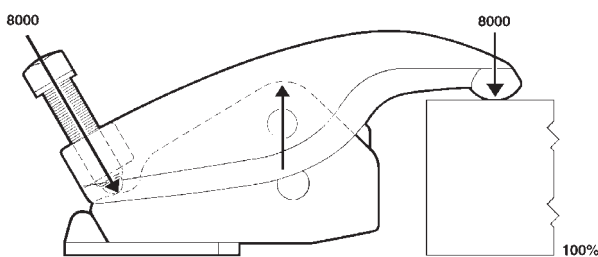
Versatility – Selection of bases gives clamping heights from 0" to 60". Two or more heads can be used on one base to position and hold down as well as support – ideal for fine height adjustment during set-up. Also eliminates riser blocks.




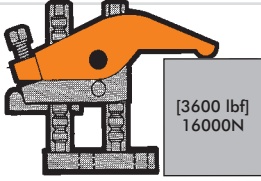
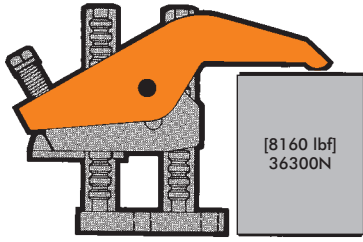
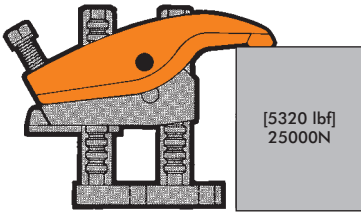
Ideal for use as manual die clamps. Eliminates the need for step blocks or riser blocks.



The T402 and T602 can be reversed on their bases to give added reach.



T-Slot Style Technical Information, Holding Capacities

Holding Capacity	Throat Depth		Working Height C		Model	Max. Torque	Accessories standard equipment	Weight [lbs.] kg
	a	b	min.	max.				
 [5100 lbf] 22700N	[0.55] 14	[1.30] 33	[1.00] 25	[4.00] 100	T400-4	36 ft. lbs. 49Nm	2 T- Nutensteine T2060-05 Passend für T-Nut 14mm (M 12)	[5.1] 2,3
			[1.00] 25	[6.00] 150	T400-6			[5.5] 2,5
			[2.50] 62	[8.00] 200	T400-8			[5.7] 2,6
 [3600 lbf] 16000N	[2.24] 57	[2.87] 73	[0.50] 12	[4.00] 100	T600-4	[30 ft. lbs.] 40Nm		2 T- Nutensteine T2060-07 Passend für T-Nut 18mm (M 16)
			[0.50] 12	[6.00] 150	T600-6		[6.4] 2,9	
			[2.00] 50	[8.00] 200	T600-8		[6.6] 3,0	
 [8160 lbf] 36300N	[1.73] 44	[2.68] 68	0	[6.00] 150	T402-6	[85 ft. lbs.] 115Nm	2 T- Nutensteine T2060-07 Passend für T-Nut 18mm (M 16)	
			0	[12.00] 300	T402-12			[17.70] 8.0
			[6.00] 150	[18.00] 450	T402-18			[19.40] 8.8
			[12.00] 300	[24.00] 600	ⓘ T402-24			[20.00] 9.0
 [5320 lbf] 25000N	[3.90] 99	[4.84] 123	0	[6.00] 150	T602-6	[70 ft. lbs.] 95Nm	2 T- Nutensteine T2060-07 Passend für T-Nut 18mm (M 16)	[16.00] 7.3
			0	[12.00] 300	T602-12			[19.80] 9.0
			[6.00] 150	[18.00] 450	ⓘ T602-18			[21.60] 9.8

ⓘ Available upon request

T-Slot Style Product Overview

Features:

These clamps provide rapid height adjustment and positive holding. They are designed with a single-unit clamp head and base. The DE-STA-CO Carver T-Slot Clamp is one single assembly – there are no loose parts. When setting up, the safety lock on the back is released and the clamp lifted on the base to the desired height. When the clamp screw is turned, 100% of the force is transmitted to the work-piece. Backing off the clamp adjusting screw and releasing the safety lock and lifting the clamp head makes for rapid job changeover.

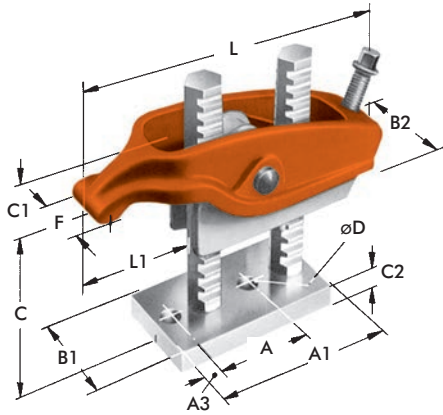


If the clamping height is more than [29.5in] 750mm the connector shown below will be delivered as standard equipment.

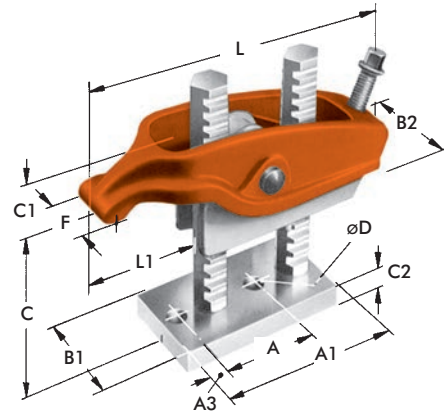
MODEL T813400



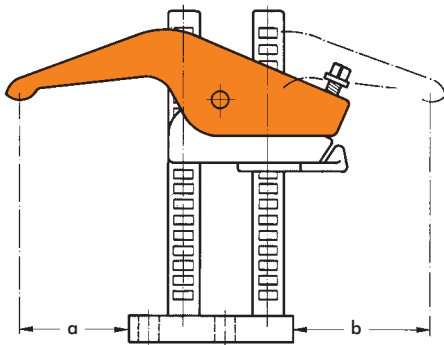
T-Slot Style Standard Clamp Dimensions



Modell T400-..



Modell T402-..



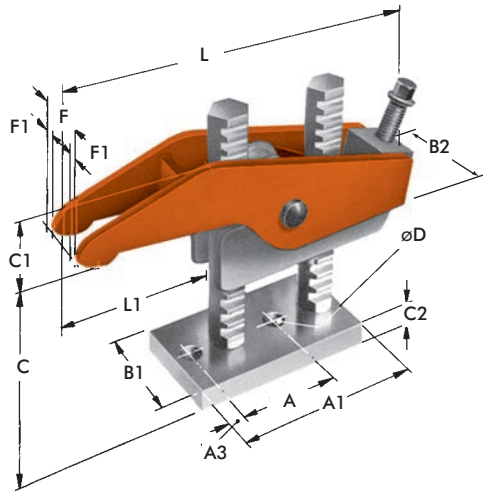
If the T402 is reversed on its base, the measurement of the throat depth will change.

	T400-..	T402-..
a	[0.55] 14	[1.73] 44
b	[1.30] 33	[2.68] 68

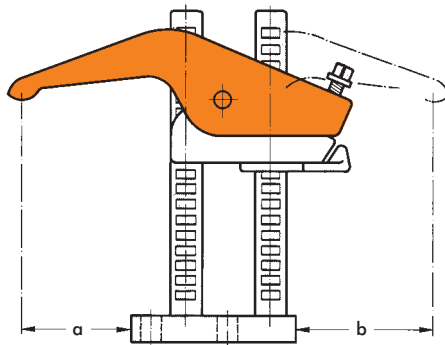
Model	A	A1	A3	B1	B2	C		C1	C2	ØD	F	L	Consisting of		Clamping Srew Size Ø
						min	max						1x	1x	
T400-4						[1.00] 25	[4.00] 100							400-4-1	12mm
T400-6	[2.12] 54	[3.78] 96,2	[0.41] 10.5	[2.00] 51	[2.00] 51	[1.00] 25	[6.00] 150	[1.09] 28	[0.63] 16	[0.53] 13,5	[1.02] 26	[6.30] 160	400-2	400-6-1	
T400-8						[2.50] 62	[8.00] 200							400-8-1	
T402-6						0	[6.00] 150							402-6-1	20mm
T402-12						0	[12.00] 300							402-12-1	
T402-18	[2.81] 71	[5.51] 140	[0.59] 15	[3.00] 76	[3.11] 79	[6.00] 150	[18.00] 450	[1.77] 45	[0.75] 19	[0.66] 16,3	[1.50] 38	[9.65] 245	402-2	402-18-1	
① T402-24						[12.00] 300	[24.00] 600							402-24-1	

① Available upon request

T-Slot Style Standard Clamp Dimensions



Modell **T600-..**
T602-..



If the T602 is reversed on its base, the measurement of the throat depth will change.

	T600-..	T602-..
a	[2.24] 57	[3.90] 99
b	[2.87] 73	[4.84] 123

Model	A	A1	A3	B1	B2	C		C1	C2	ØD	F	F1	L	L1	Consisting of		Clamping Srew Size Ø	
						min	max								1x	1x		
T600-4						[0.47] 12	[4.00] 100									600-4-1		
T600-6	[2.12] 54	[3.78] 96,2	[0.41] 10,5	[2.00] 51	[1.97] 50	[0.47] 12	[6.00] 150	[1.50] 38	[0.63] 16	[0.53] 13,5	[1.97] 50	[0.41] 10,5	[7.88] 200	[3.35] 85	600-2	600-6-1	12mm	
T600-8						[1.97] 50	[8.00] 200									600-8-1		
T602-6						0	[6.00] 150										402-6-1	
T602-12	[2.81] 71	[5.51] 140	[0.59] 15	[3.11] 79	[3.11] 79	0	[1200] 300	[3.19] 81	[0.75] 19	[0.66] 16,3	[1.50] 38	-	[12.40] 315	[5.31] 135	602-2	402-12-1	20mm	
T602-18						[6.00] 150	[18.00] 450										402-18-1	

ⓘ Available upon request



A DOVER COMPANY

Workholding

- Widest variety of workholding products
- High durability and reliability
- Flexible solutions for all applications
- Custom products for unique requirements

Automation

- Broad range of engineered automation products
- Complementary products for modular integration
- Unmatched accuracy, reliability and performance
- Unparalleled global sales, service and engineering support

GLOBAL LOCATIONS

EUROPE

Germany
Phone: +49-6171-705-0
Customer Service: europe@destaco.com

France
Phone: +33-1-3996-5000
Customer Service: france@destaco.com

UK
Phone: +44-1902-797980
Customer Service: uk@destaco.com

Spain
Phone: +34-936361680
Customer Service: spain@destaco.com

Benelux
Phone: +31-297285332
Customer Service: benelux@destaco.com

ASIA

Thailand
Phone: +66-2-326-0812
Customer Service: info@destaco.com

China
Phone: +86-21-2411 2600
Customer Service: china@destaco.com

India
Phone: +91-80-41123421-426
Customer Service: india@destaco.com

NORTH AMERICA

DE-STA-CO Headquarters
Auburn Hills, Michigan
Phone: 1.248.836.6700
Toll Free: 1.888.DESTACO
Marketing: marketing@destaco.com
Customer Service: customerservice@destaco.com

Charlevoix, Michigan
Phone: 1.888.DESTACO
Customer Service: customerservice@destaco.com

Wheeling, Illinois
Phone: 1.800.645.5207
Customer Service: camco@destaco.com

Red Wing, MN (Central Research Laboratories)
Phone: 651.385.2142
Customer Service: sales@centres.com


SOUTH AMERICA

Brazil
Phone: 0800-124070
Customer Service: samerica@destaco.com



A DOVER COMPANY

DE-STA-CO Europe GmbH
Hiroshimastraße 2
61440 Oberursel
Germany
Phone +49 6171 705-0
Fax +49 6171 705-120
Email europe@destaco.com
www.destaco.com



© Copyright, 2013 DE-STA-CO. All rights for layout, photos and text rest with the publisher DE-STA-CO. All photomechanical or other reproductions only with our express permission. All sales are based on our terms and conditions of sale, delivery and payment.



KAT-CARVER-0514-GB