

PTL-M



Due to its on-board power source and self-contained operation, the **PTL-M** cold water high-pressure cleaner is easy to use even in places where there is no electricity.

Suitable for intensive daily use.

EXCLUSIVE TECHNOLOGIES



Modern design



High quality materials



Robust frame



Radial high-pressure pump



Automatic idling speed



Motor pump coupling using reduction gearbox



5 Year warranty



12h use

PRODUCT SPECIFICATIONS

- Modern ergonomic design
- A powder-lacquered steel frame → prevention from corrosion and robust
- High quality materials: UV-resistant and thick walled rotation casted polyethylene in combination with stainless steel → very solid, colourfast and scratch protection and no corrosion
- 2 integrated lance holders → ergonomic
- Large and sturdy wheels → mobile
- 2 integrated brackets
- Quick-connect couplings for replacing accessories
- Integrated lifting eye, so the machines can also easily be lifted by a crane

STANDARD EQUIPMENT

Code	Item description
1.208.520.020	High pressure hose (3/8", 10 m) → extended reach
1.211.525	High pressure gun with swivel → large manoeuvrability of the wash gun
1.216.729.xxxxx	Single stainless steel lance with high pressure nozzle and rotating quick coupling (> 350 & ≤ 500 bar)
1.208.729.xxxxx	Single lance with rotating high pressure nozzle (only on ≤ 320 bar and < 41 l/min) → powerful water jet



1.211.525



1.208.520.020



1.216.729.xxxxx














1.208.729.xxxxx

TECHNICAL SPECIFICATIONS

- Petrol engine with manual starting with integrated fuel tank (B)
- Radial high pressure pump with 3 ceramic plungers and stainless steel valves → fewer vibrations and less noise
- Engine/pump coupling via reduction gearbox
- Pressure control valve to adjust the operating pressure (only on 200 bar)
- Pressure gauge
- Coarse particle filter
- Vibration dampers
- Automatic idling → less consumption (*)
- Low pressure entrance: GEKA-coupling

MODELS

										
Code	Description	bar	l/h	°C	kW	l	m	mm	kg	
1.112.350	PTL-M 200/18 B	30-200	240-1080	40	10.5 (petrol)	7	10	1103x768x1033	94	050
1.112.500	PTL-M 250/13 B	250	780	40	10.5 (petrol)	7	10	1103x768x1033	94	035

OPTIONAL ACCESSORIES

Code	Item description
1.208.520.xxx	High pressure extension hoses with quick release (10-25 m, ≤ 250 bar)
1.212.025	Hose reel set with 20 m hose, for PTL-M ≤ 250 bar
1.212.045	Hose reel set with 40 m hose, for PTL-M ≤ 250 bar
1.208.828.xxxxx	Flexible spray lance with high pressure nozzle (850 mm, ≤ 200 bar)
1.258.220.xxxxx	High pressure grit blasting lance with flat jet nozzle and suction hose (900 mm, ≤ 250 bar)
1.244.251	Foam lance with 1 l tank and quick release (200 mm, ≤ 250 bar)
1.238.520.xxxxx	Sewer hoses with nozzle and rotating quick coupling (10-25 m, ≤ 200 bar)
1.258.225.xxxxx	High pressure grit blasting lance with power jet hp nozzle and suction hose (900 mm, ≤ 350 bar & ≤ 500 bar)
1.258.229.xxxxx	High pressure grit blasting lance with flat jet nozzle and suction hose (900 mm, ≤ 350 bar & ≤ 500 bar)