


# KW-FF2A[AC], KW-FF2B[Battery]

FILLET & BUTT WELDER, FLOOR TRAVEL, DUAL TORCH, STITCH & CONTINUOUS


## APPEARANCE




## FEATURES

- Dual torch, floor driving for Butt & Fillet welding.
- Stitch & continuous welding
- X-Y slider helps setting torch widely
- Both mechanized & manual torches useful.
- Max pulling power of magnet 20kgf and travels Max. 30° climbable.
- Limit switches stop the travel automatically.
- Crater filling time at the beginning and ending of the welding can be controlled for 0~3 seconds.
- Travel speed in cm/min or inch/min programmable.
- Battery power, 18Vdc 4.0Ah lithium-ion, 8-10Hrs use

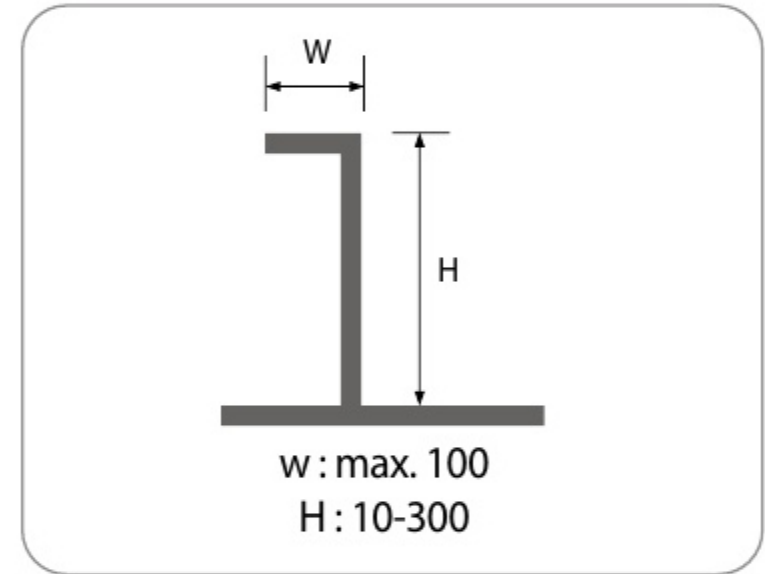
### BUTT WELDING



### FILLET WELDING



### WORK PIECE



MAJOR PARTS	DESCRIPTIONS	SPECIFICATIONS
General	Size in mm(WHL), Weight	Carriage: 290 x 440 x 330, 9.0Kg
		Packing: 400 x 400 x 300, 14.0kg
	Input source	AC 100-240V, 50-60Hz, 1Phase
		Lithium-ion Battery 18Vdc 4.0Ah 8Hrs use
Traveling Unit	Power unit	24Vdc, 10W, 5,000rpm
	Reducer	1:624 (gear ratio 1:1)
	Speed	0~860mm/min
	Power transmission	4 wheels chain driven
	Magnet location	Bottom on the carriage
X-Y slide	X-slide stroke	0~50mm
	Y-slide stroke	0~50mm
Extended torch	Torch adjustable angle	0-90°
	X-slide stroke	0~50mm
	Y-slide stroke	0~50mm
	Y-clamp slide stroke	0~80mm