


# NEW PRODUCT OVERVIEW



2  
0  
1  
7





**StrongHandTools**

**RHINO CART**  
MOBILE FIXTURING STATION

*Charge right through your most challenging projects!*

The Rhino Cart Mobile Fixturing Station is a turnkey system for fixturing and clamping in welding and fabrication.


Clamp and fixture at any point on the reversible, flat, nitrided (heat treated) 30" x 48" tabletop for accuracy in all of your setups.

Be ready to handle any job with the Rhino Cart package, including: The Rhino Cart Welding Table + 66 pc. Fixture Kit.



Table + Fixture Kit  
**ALL-IN-ONE**  
Mobility & Storage

*(Yellow bins are optional. Kit content may differ from image.)*



5/8" thick steel plate reversible tabletop with nitrided black oxide protective finish for wear, rust, and weld spatter resistance. Accurately position parts in CNC precision bored 5/8" dia. holes in 2" x 2" spacing pattern.

<b>Rhino Package Part No.:</b>	<b>TDQ54830-K1</b>
<b>Package Includes:</b>	<b>Rhino Cart + 66 pc. Fixture Kit</b>
<b>Tabletop Size:</b>	48" x 30"
<b>Tabletop Thickness:</b>	5/8"
<b>Hole Diameter:</b>	0.625"
<b>Grid Pattern:</b>	2" x 2"
<b>Table Height:</b>	36"
<b>Static Loading Capacity:</b>	1,500 lb
<b>Package Weight:</b>	425 lb
<b>Tabletop Life:</b>	Nitrided and black oxide table plate is reversible. Weld spatter, rust and scratch resistant.



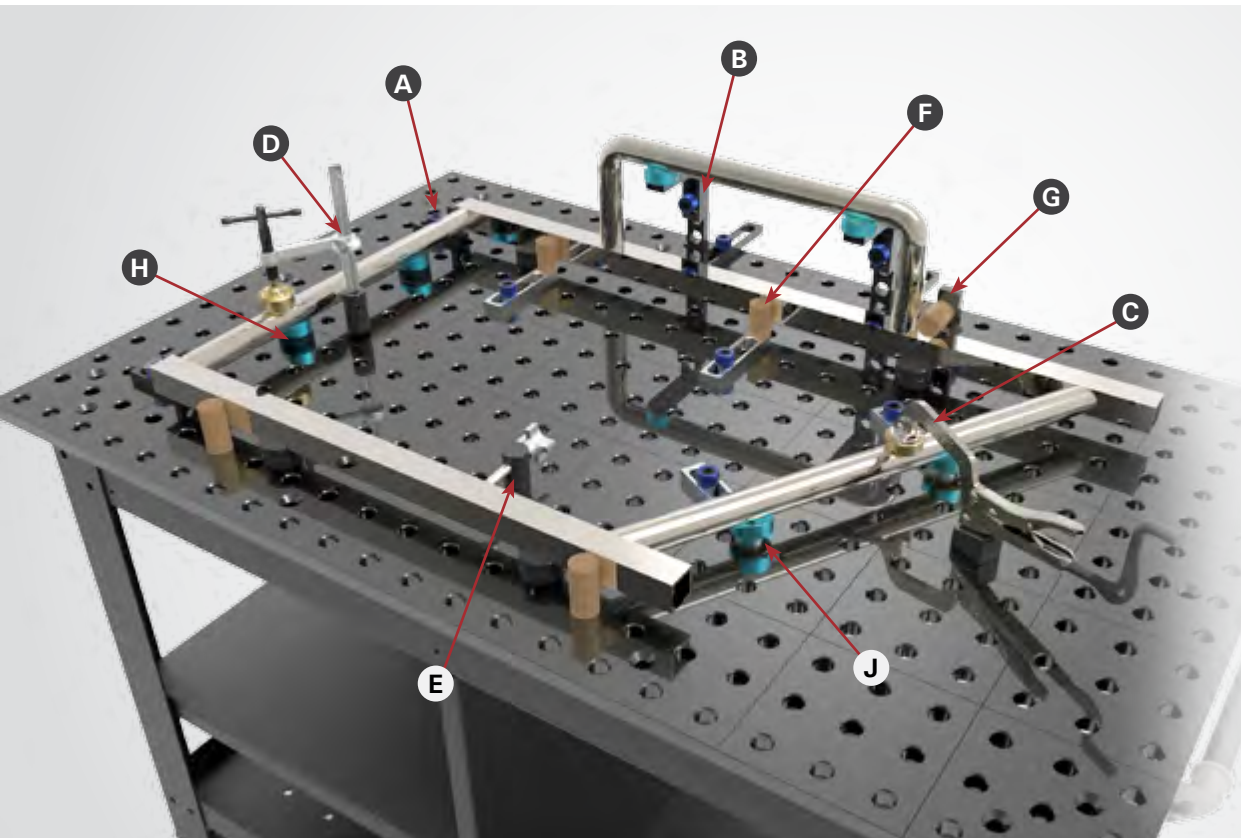
Quickly clamp and fixture at any point on the surface. Accurately setup stock for each new project.



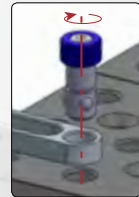
Locking casters + leveling feet for mobile or stationary use.



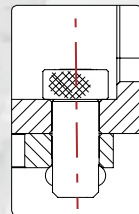
Rhino shelves, racks, and peg-board keep your fixturing tools organized and within easy reach!



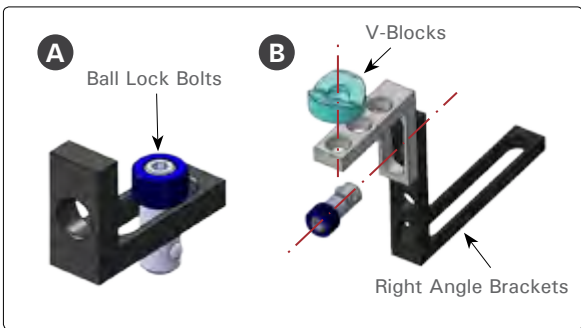
**\* NEW Ball Lock Bolt** - An essential component in Modular Fixturing!



Finger tighten the knurled head after insertion to preload before tightening w/ Hex Key.

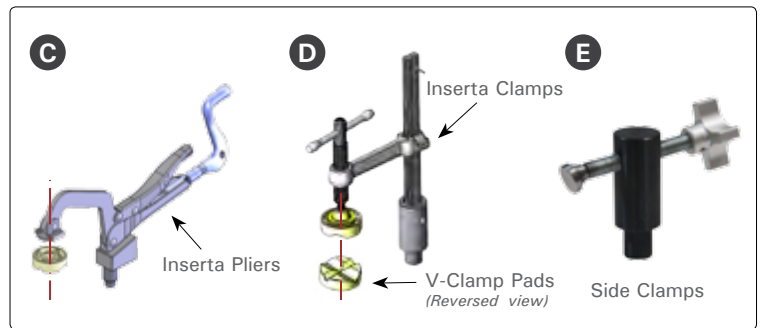


Three locking steel balls move outward to lock the bolt in position.



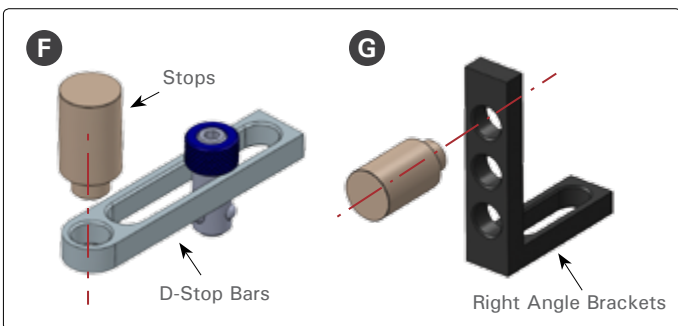
Stop and locate parts.

Stack Right Angle Brackets to elevate and hold round parts.

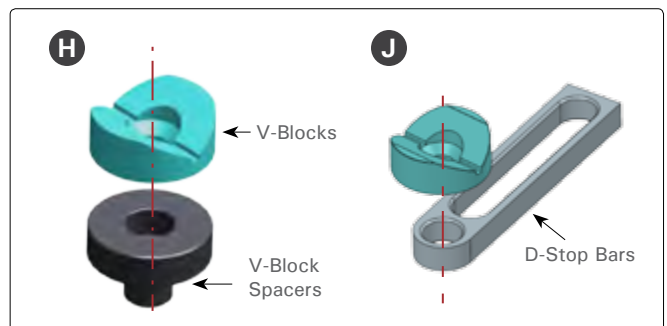


Quick hold-down clamping of flat, square, angled or round parts.

Hold, stop, or locate parts using horizontal clamping force.



Stop, locate, and position parts.



Elevate and hold round parts.



	Part No.	Products	Function	Description	Weight (lb)	TDQ54830-K1 includes: (pc.)
1	TDQ54830			Welding Table, 48" x 30", 36" height, 5/8" thickness, 5/8" hole, 2" x 2" grid pattern, 1,500 lb static loading capacity, long life reversible tabletop.	410	1
2	T55055		Locate / Lock	Ball Lock Bolt, Adjustable range: 0.88" ~ 1.08", Connecting tables to accessories, and accessories to accessories.	0.14	10
3	T54201			Locating Pin goes into 5/8" holes, no locking	0.2	2
4	PTT522K		Clamp	Inserta Pliers, 2.3" opening, Max. 2" reach	0.7	2
5	PTT634K			Inserta Pliers, 4" opening, Max. 3" reach	0.9	2
6	UDN5150			Inserta Clamp, 6.5" opening, 3.25" reach, 0.6" x 0.3" (D Rail), T-Handle	1.2	2
7	T54217			Magnetic Top V pads for D Rail clamps	0.05	2
8	TCX5210			Side Clamp, 1.5" stroke	0.6	2
9	T54203			Locate	Stop, Ø 1" x 1.5"	0.4
10	T54205		Stop, Ø 1" x 2"	0.5	4	
11	T54216		Locate / Support	V-Block, Ø 1.6" x 0.9"	0.05	8
12	T54211			V-Block Spacer, Ø 1.58" x 0.45"	0.23	4
13	T50632-01		Stop / Extend	D-Stop Bar, 4.8" x 1" x 0.45"	0.09	8
14	T50737		Spacer	Magnetic Rest Button, Ø 1.5" x 0.45"	0.2	12
15	T50304		Stop / Support	Right Angle Bracket, 2" x 3" x 1"	0.37	2
16	T50305			Right Angle Bracket, 4" x 3" x 1"	0.41	2



**\* PATENT PENDING \***

# ROTARY POSITIONER

Horizontally mount your BuildPro® or Siegmund® Welding Tabletop to the New BuildPro® Rotary Positioner for plane rotation of your welding tabletop. The gear driven free-turning mechanism allows for smooth operation, superior stability and controlled turning and positioning at precise 15° increments with positive manual locking.

The BuildPro® Rotary Positioner allows you to rotate your weld fixture to the best ergonomic position for worker safety and comfort, and reduced operator fatigue. Position your fixture for better weld access, accuracy, and productivity for both manual and robotic welding operations.

The BuildPro® Rotary Positioner is universal, with an adjustable base to accommodate most standard BuildPro® or Siegmund® Welding Tabletops. The Positioner features four swiveling, locking casters, and four leveling feet for setup at dedicated, or alternating locations in the shop.



## FOR BUILDPRO® MAX TABLETOP SIZE

Part No. (Positioner + Mounting Brackets)	Weight (lb)	(For Use w/ Tabletop)
TMP59648	730	TM(Q)59648F (8' x 4')
TMP54848		TM(Q)54848F (4' x 4')

## FOR BUILDPRO® SLOTTED TABLETOP SIZE

Part No. (Positioner + Mounting Brackets)	Weight (lb)	(For Use w/ Tabletop)
TMP59446	720	TM(Q)59446 (8' x 4')
TMP57846		TM(Q)57846 (6.5' x 4')
TMP57838		TM(Q)57838 (6.5' x 3')
TMP54746		TM(Q)54746 (4' x 4')
TMP54738		TM(Q)54738 (4' x 3')

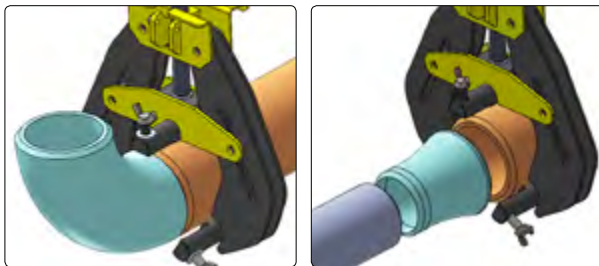
*\* For use with BuildPro® or Siegmund® System 16 Tabletops. Contact our Sales Team to request the Siegmund® Catalog.*

# PIPE ALIGNMENT CLAMPS

*with Quick-Acting Lever*

The New Pipe Alignment Clamp with Quick-Acting Lever is a fast, accurate fit-up clamp with a rugged frame for use in the shop, or at the job site. Get a well-balanced hold on the clamp with the two wide Grip Plates while pressing the Quick-Acting Lever. The screw smoothly glides up and down for fast jaw insertion and clamp removal after welding.

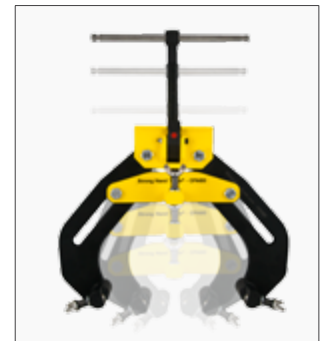
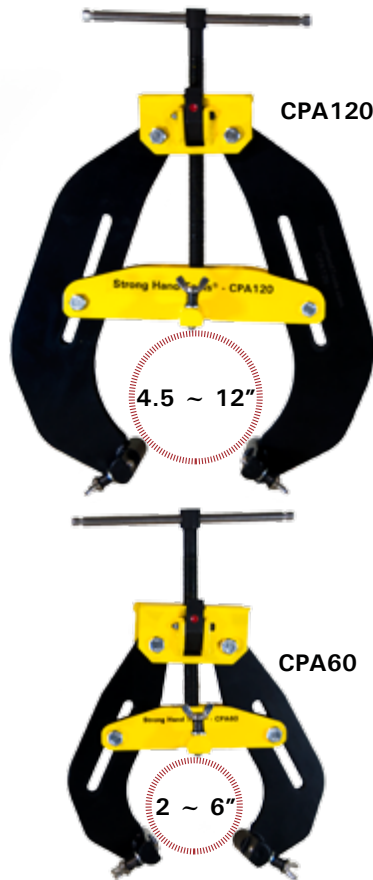
**PRESS – SLIDE – SET**



Pipe to Elbow

Pipe to Reducer

Part No.	Capacity (in / mm)	Weight (lb / kg)
CPA60	2 ~ 6 / 50 ~ 152	11 / 5
CPA120	4.5 ~ 12 / 114 ~ 305	17 / 8



Wide Grip Plates make this Pipe Alignment Clamp easier to handle, with less user fatigue.

## UNIVERSAL FLANGE CLAMPING PLATE


Hold ASME / ANSI / DIN Standard Flanges in position for flange + pipe joining.

Reduce setup time and increase weld quality for greater repeatability.

Visit: [BuildProTables.com](http://BuildProTables.com) for more information.

Fixed & Adjustable height stops


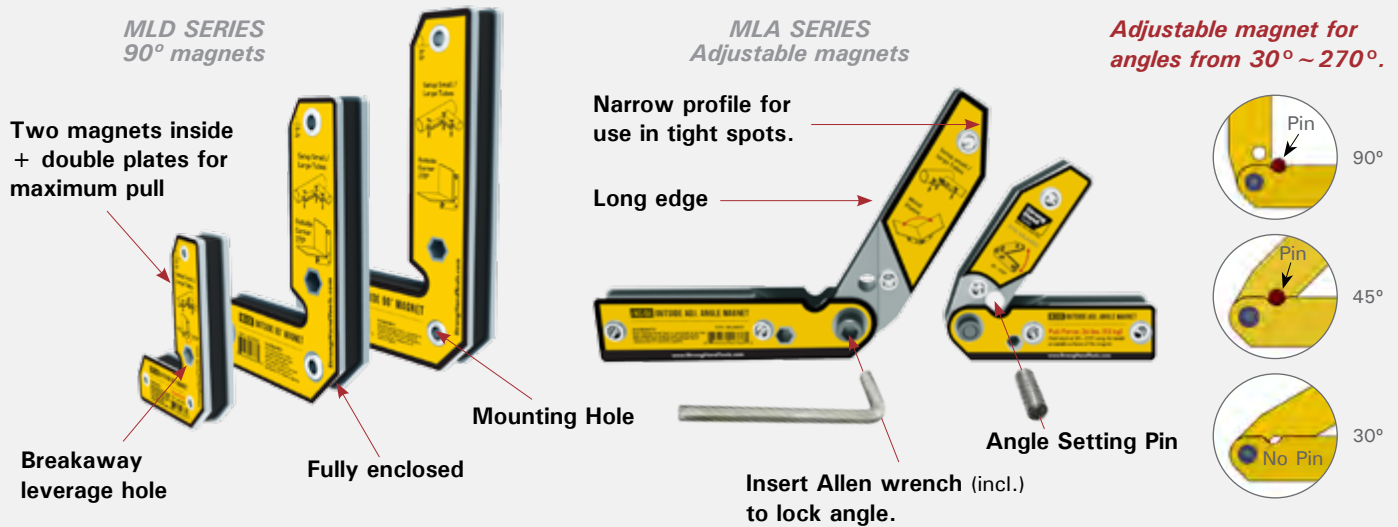
Inserta Pliers



**\* PATENT PENDING \***

# INSIDE OUTSIDE ANGLE MAGNETS

*Hold stock using the Inside or Outside edges!*



Hold stock from the outside, leaving clearance for inside welds, or hold stock from the inside for outside welds.

Hold and position sheet metal, round pipes, square, angled or flat stock.

The Inside / Outside Angle Magnets are constructed from two independent rectangular magnets for consistent, undiminished magnetic force when both sides are attached to workpieces.


Use mounting holes to link two magnets together for use as fixturing elements.

Use hex hole on magnet for breakaway leverage.

Part No.	Angles	Height (in / mm)	Width (in / mm)	Thickness (in / mm)	Mag. Pull Force (lb / kg)	Weight (lb / kg)
MLDT350: MLD300 + MLD500 2 pc. Combo Pack						1 / 0.5
1pc MLD300	90° / 30°, 60°	3 / 75.5	2 / 52	0.55 / 14	20 / 9	
1pc MLD500	90° / 30°, 60°	5 / 125	3.35 / 85	0.7 / 18	33 / 15	
MLD600	90° / 30°, 60°	6 / 165	4.33 / 110	0.79 / 20	40 / 18	1.7 / 0.8
MLA450	30-270°	4.7 / 120	4.7 / 120	0.72 / 18	26 / 12	1.2 / 0.5
MLA600	30-270°	6 / 156	6 / 156	0.79 / 20	33 / 15	2 / 0.9

# GRASSHOPPER

Use the "Welding Finger" to steady parts for tack welding! Safe and convenient!



Steady small parts, such as: bolts, nuts, and thin plates for tack welding at odd angles with full welding clearance. The Pro Model AGH130P has three Brass Contacts, Copper Ribbon and Spring Clip Attachment.

No other device can do what the Grasshopper does!

Slide upper arm or leg base along weighted body for proper hold down force.

Part No.	Product Includes	Length (in / mm)	Width x Height (in / mm)	Weight (lb / kg)
AGH130P (Pro Model)	Three Brass Contacts, Copper Ribbon, Spring Clip Attachment	8 ~ 12 / 200 ~ 300	4.5 x 4 / 114 ~ 102	1.52 / 0.69
AGH130 (Econo Model)	Brass Contact			1.50 / 0.68

## STEADY PARTS



## HOLD PARTS




## STORE EASILY



\* PATENT PENDING \*

# BIG MOUTH PLIERS

*FOUR Adjustment Slots - Large Capacity*



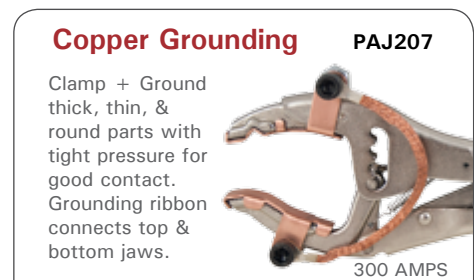

## ADJUST INSTANTLY TO HOLD LARGE OR SMALL WORKPIECES

- Unique crank handle for FAST opening, closing, adjusting.
- Serrated jaw surfaces for extra gripping power.
- V-Notch on top jaw for holding small parts.
- Long jaw (2-1/4" / 64 mm) for extra capacity and greater versatility in workholding.

Keep this versatile tool on hand for fast clamping in a variety of jobs!



Big Mouth Pliers Demo



Dimensions for all listed models:

Opening: 1/4" ~ 3" / 6 ~ 75 mm

Throat Depth: 2-1/2" / 64 mm


Overall Length: 10" / 250 mm

Weight:

PAJ100: 1.5 lb / 0.7 kg

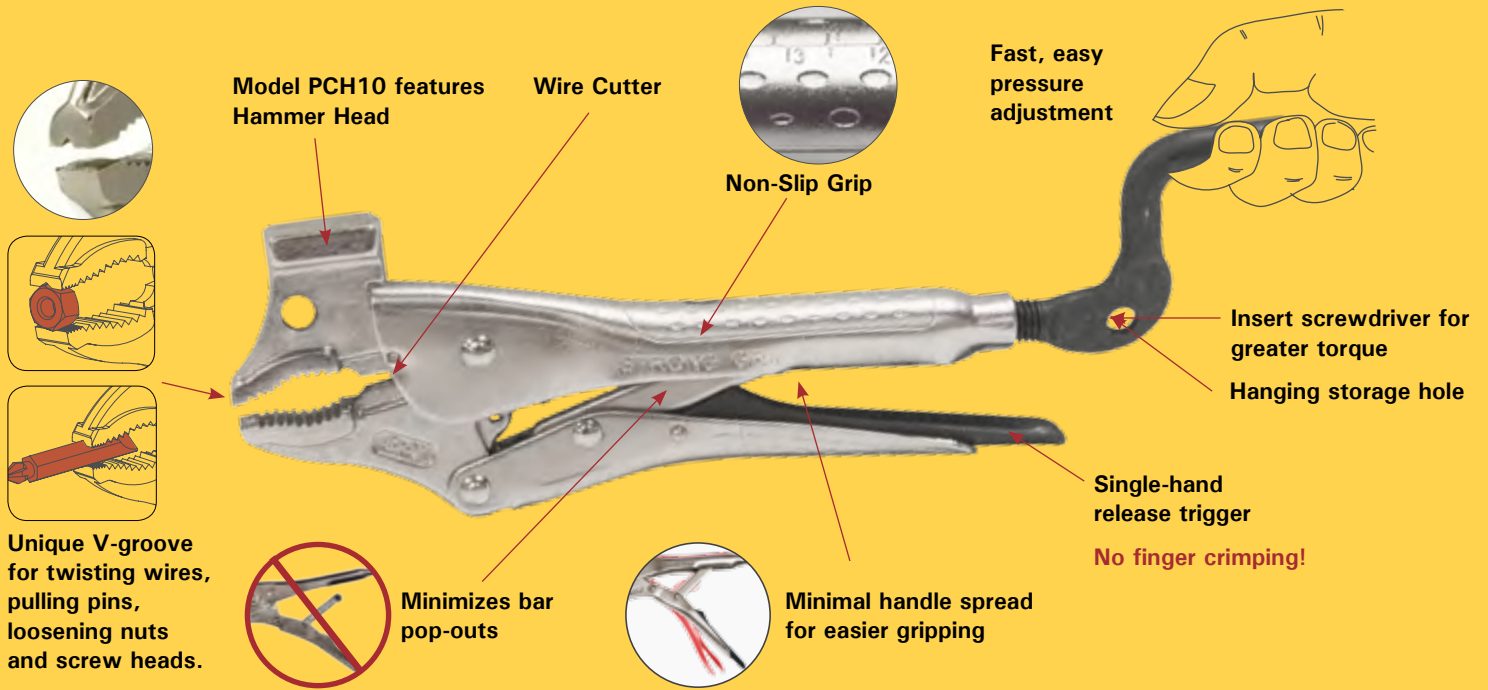
PAJ102: 2 lb / 0.9 kg

PAJ207: 2.2 lb / 1 kg



# STRONG GRIP® PLIERS

*The Easiest to GRIP, ADJUST, RELEASE.*



**Unique and Convenient!**

**C-Jaw Pliers with Hammer Head** (Model PCH10 shown above)

Unique design provides a convenient hammer when you need it, where you need it!

Part No.	Opening (in / mm)	OAL (in / mm)	Weight (lb / kg)
PCH10	1.5 / 40	12 / 300	1.4 / 0.6



**C-Jaw Pliers**

Machined curved jaws with serrated teeth tightly grip round stock as well as a variety of shapes.

V-groove

Part No.	Opening (in / mm)	OAL (in / mm)	Weight (lb / kg)
PCJ50	1 / 26	7 / 180	0.4 / 0.2
PCJ70	1.6 / 40	9.6 / 245	0.8 / 0.4
PCJ100	1.6 / 41	12 / 300	1.2 / 0.6
PCJ120 *	2.2 / 55	14 / 360	2.0 / 0.9

**\* Unique larger size.**

**\* PATENT PENDING \***

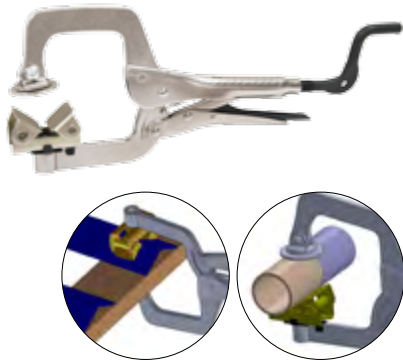


**SELF ALIGNING PULL BAR**

**Unique!**  
**Dual Axis Pull Pliers w/ Hammer Head**

An essential pulling, pushing, ramming tool for the die-maker, maintenance craftsman, and auto repair shop mechanic. Pull Rod mounts in the swing handle, or in the **M10** threaded hole for 2-axis pulling or pushing.

Part No.	Opening (in / mm)	OAL (in / mm)	Weight (lb / kg)
PPD100	1.6 / 40	28 / 715	1.7 / 3.8



**Unique!**  
**Economy Pipe Pliers**

Large Capacity (3"/75 mm)! Holds round, square, flat or angled. The large (Ø1.5" / 38 mm) swivel pad makes alignment easier!

Part No.	Opening Round / Square (in / mm)	OAL (in / mm)	Weight (lb / kg)
PVS100	up to 3 / 75	14 / 360	2.2 / 1.0

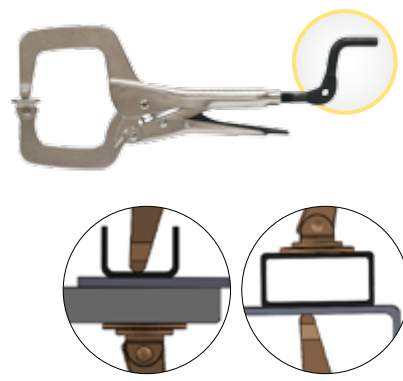


**Locking Chain Pliers**

Clamp odd shaped multiple items. **Adjust tension with crank handle.**

Replaceable chain available in 24", 36" & 48" lengths.


Part No.	Chain Length (in / mm)	Holds Pipes (in / mm)	Weight (lb / kg)
PFC1024	24 / 600	up to 6.5 / 165	1.9 / 0.9
PFC1036	36 / 910	up to 10.5 / 270	2.4 / 1.1
PFC1048	48 / 1,200	up to 14 / 360	2.8 / 1.4



**Unique!**  
**Pliers w/ Combo Tips**

One round tip [for tight spots] + swivel pad [for larger surface contact].


Part No.	Throat Depth (in / mm)	Opening (in / mm)	OAL (in / mm)	Pad Size (in / mm)	Weight (lb / kg)
PSR80	3 / 76	2.4 / 60	11.8 / 300	1.1 / 29	1.3 / 0.6
PSR100	3 / 76	2.8 / 70	14.2 / 360	1.5 / 38	1.8 / 0.8
PSR140	5.6 / 142	5 / 127	16.9 / 430	1.5 / 38	2.3 / 1.1



**Unique!**  
**Pliers w/ Round Tips**

Greater clearance and access for quick holding in tight areas.

Part No.	Throat Depth (in / mm)	Opening (in / mm)	OAL (in / mm)	Weight (lb / kg)
PRB60	1.7 / 42	1.9 / 48	7.6 / 192	0.6 / 0.3
PRB80	3 / 76	2.4 / 60	11.4 / 290	1.2 / 0.6
PRB110	3 / 76	3 / 75	13.8 / 350	1.9 / 0.9
PRB140	5.6 / 142	3.7 / 95	16.1 / 410	2.0 / 0.9



**Unique!**  
**Pliers w/ Swivel Pads**

Hold angled, or uneven work pieces, without damaging surfaces. Pads pivot to align with the work surface for a firm hold.

Part No.	Throat Depth (in / mm)	Opening (in / mm)	OAL (in / mm)	Pad Size (in / mm)	Weight (lb / kg)
PSB60	2.1 / 52	1.9 / 48	8.2 / 208	0.9 / 22	0.6 / 0.3
PSB80	3 / 76	2.4 / 60	11.4 / 290	1.1 / 29	1.3 / 0.6
PSB110	3 / 76	3 / 75	13.8 / 350	1.1 / 29	1.9 / 0.9
PSB140	5.6 / 142	4.7 / 120	16.3 / 415	1.1 / 29	2.3 / 1.0

Use the **THIRD HAND CLAMP** with **STRONG GRIP® PLIERS** for hands-free holding, and any-angle positioning!

**The Third Hand Modular Clamps / Bench Mount Pliers Holder**

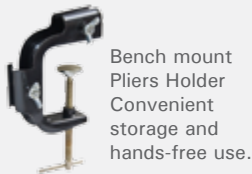
“Third Hand” positions your workpiece at any angle for full weld access. Use your THIRD HAND to elevate and firmly hold stock at the ideal angle and height while you weld, cut, sand or paint. Securely hold stock at any position with ball joint adjustment and locking.

**Universal Clamp Base Model  
HAS42**

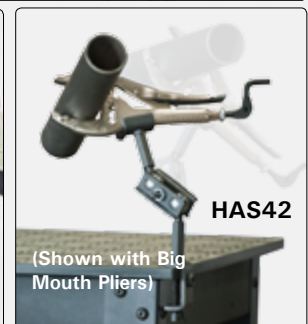



0.75" / 19 mm opening Slotted Adaptor Head accepts Pliers or Clamps to hold round, flat, square or angled stock. Two screws securely hold parts or clamps in position.

**Bench Mount Pliers Holder  
PB11**



Universal clamp base mounts on flat or square surfaces, angle iron, and (1" / 25 mm) round posts.



Part No.	Description	Weight (lb / kg)
HAS42	Universal C-Clamp base model	2.5 / 1.1
PB11	Bench Mount Pliers Holder	0.2 / 0.1