



# Vacuum handling technology

Complete catalog



# WELCOME TO FEZER

## Your specialist for vacuum handling technology and much more!

Family-run in the third generation, FEZER is one of the leading suppliers of innovative and ergonomic handling devices in the field of vacuum technology.

With our customer-made solutions, which are precisely tailored to your needs, you not only streamline your production processes, but also support your employees in coping with their daily tasks in all possible process steps.

We rely on our team of highly motivated, competent and reliable employees who use all their know-how to offer you innovative and modern handling equipment. From simple solutions to the most complex processes, they give everything to always offer you the best possible solution for your requirements.

In order to meet these demands in every respect we have implemented DIN EN 9001 quality management since 1998, in which our business processes are constantly

analyzed and consistently aligned to your requirements and improved.

Our products are used in almost all industrial and handicraft applications and offer you the highest level of operational and process reliability. In addition, thanks to their ergonomic operation and handling, they make a significant contribution to relieving your employees, reducing sick leave and increasing your productivity in the long term.

### You too can opt for:

- Extremely simple and ergonomic handling
- Motivated and healthy employees
- Efficient and economical production processes
- Maximum operational safety



### Fezer.tv | The world of vacuum

On our website you will find application videos of our vacuum solutions for a wide range of handling applications. Get started now!

And all this in line with our motto:

# Simply move more.

# ERGONOMICS

## Protect your employees



Did you know that almost a quarter of all days of work incapacity in Germany are due to an illness of the musculoskeletal system (MSE)? This alone causes companies in Germany to lose over 17 billion euros in production every year.

The following industries / activities are affected:

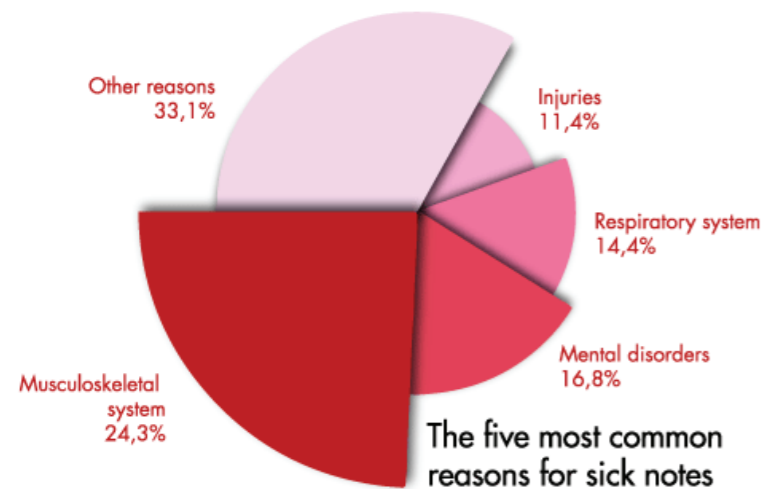
- Loading/unloading bags
- Sorting of packages
- Loading of machines without lifting aids
- Picking
- Reloading of palletized goods
- Straightening work on the roof by hand
- and several more!

Increased stress levels have a negative impact on the performance of your workers and thus on the success of your company. They lead to illnesses with frequent absenteeism, disruptions in operations, and ultimately to additional costs.

The Lastenhandhabungsverordnung (LastenhandhabV), the BAuA (Federal Institute for Occupational Safety and Health in Germany) and also the DGUV (German Social Accident Insurance) recommend the use of handling and transport aids. The DGUV explicitly recommends cranes, balancers/manipulators, vacuum tube lifters and suction lifters. So it's time to reconsider and actively protect your employees together with Fezer equipment! #SafeWithFezer



Sources/brochures BAuA, DGUV and Co. More info and all sources, downloads of prevention brochures from a wide range of authorities and institutions and more on the subject of ergonomics and prevention measures can be found on our website. Simply scan the QR code and #simplymovemore.



### Video Fezer fact check

This way to all sources and to the Fezer fact check video all about ergonomics and health - and how to expand your company's prevention measures with Fezer equipment. #LiftWithTheBest



According to the Occupational Health and Safety Act, preventive measures must be taken to protect employees above a certain level of load lifting in the workplace.

#### Occasional load lifting

Age	Max. load for women (kg)	Max. load for men (kg)
15 - 18 years	15	35
19 - 45 years	15	55
ab 45 years	15	45

#### Frequent load lifting

Age	Max. load for women (kg)	Max. load for men (kg)
15 - 18 years	10	20
19 - 45 years	10	30
ab 45 years	10	25

If your lifted loads exceed this maximum load, measures must be taken to protect the employees. And this is where our wide range of products comes into play. Visit [www.fezer.tv](http://www.fezer.tv) for an initial overview of our products and thus our prevention measures for a wide range of industries. Discover the world of vacuum now!

Uncompromisingly safe. Protect your employees preventively now.



# SERVICE

## A one stop shop



From advice to installation of the finished product. Fezer offers you services that you can rely on in every situation.

Our competent sales staff support and advise you on your way to finding the optimum product solution. You will be supported by a strong and innovative team of technicians and engineers, who will do everything possible to offer you the best possible and most cost effective solution.

Our technically experienced and highly trained service technicians ensure the correct installation of the products and support you in the commissioning of your systems. In addition, our service technicians support you during the annual inspection in accordance with BGR 500 and ensure that your products achieve a long service life and provide you with many years of service. If required, also over many decades.



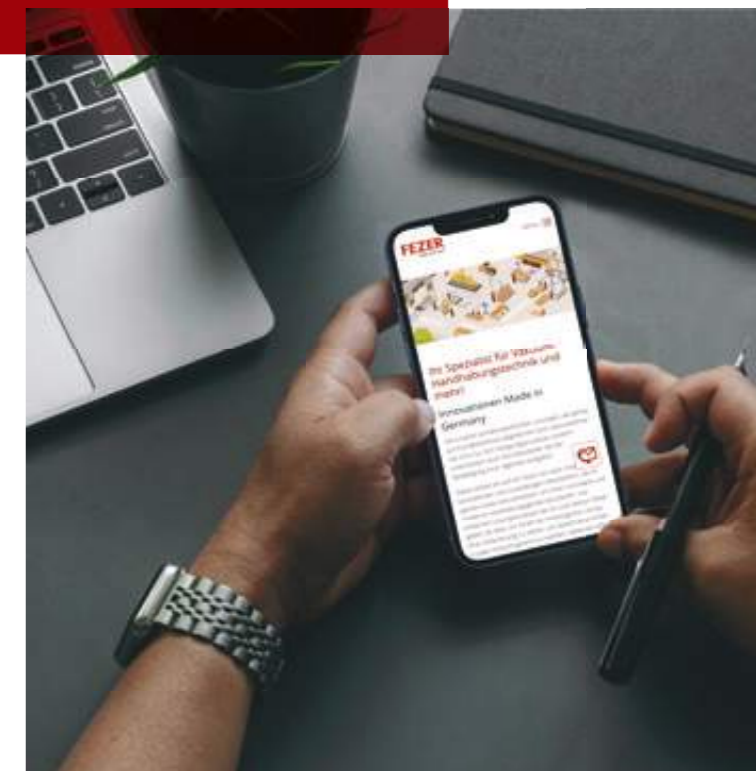
### Our services in summary:

- Competent and cost effective advice on site at your premises
- Technical implementation of your requirements with state-of-the-art 3D CAD and FEM programs
- Assembly and installation of your systems and lifting devices
- Assistance with commissioning
- Instruction and training of your operating and maintenance staff
- Fast and extensive spare parts deliveries
- Annually recurring inspection according to current DGUV R100-500 Chap. 2.8
- Conversion and adaptation of existing systems and lifting devices to changed requirements

To make our catalog even more exciting for you and to be able to advise you even better, we would like to offer you a digital catalog experience. But how does that work?

If pictures are worth a thousand words, what about videos? After all, what better way to demonstrate our high-quality products to you than conveniently on your cell phone or PC?

Simply scan the QR codes of the individual pages and you will be taken to various application videos, technical data, exciting blog articles and much more. This will give you a better impression of our wide range of products from the world of vacuum lifters in no time at all and you can conveniently get information online. With Fezer you will #simplymovemore.



Simply scan our QR codes for:

- Application videos
- Catalog and flyer downloads (PDF)
- Technical Data
- Exciting blog posts
- Special designs
- and much more!



Pictures say more than 1.000 words. Our application videos even more so. #LiftWithTheBest



Innovative solutions  
for lifting, tilting,  
turning and reversing.



# TABLE OF CONTENTS

At a glance

TUBE LIFTER	10
VacuQuicklift	12
VacuPowerlift	22
VACUUM LIFTING DEVICES	34
Board handling	41
VacuBoy	43
VacuGiant	65
VacuCoil	73
VacuPoro	81
VacuWood	85
CRANE SYSTEMS	90
Elevated rail systems	95
Jib cranes	107
Electric chain hoists	117
Installation	119
WORK STATIONS	122
VacuStand	123
Stationary systems	127
Mobilift	129



Pictures say more than 1,000 words. Videos even more so. For application videos, all technical data and more about our tube lifters simply scan the QR code and move more together with Fezer #simplymovemore.

## Vacuum tube lifter

Moving workpieces safely, quickly and ergonomically

Whether they are barrels, boxes, sheet material or sacks - the tube lifters from Fezer offer the right solution for every situation.

With the hose lifters from Fezer, you will have intelligent, efficient and, above all, particularly easy-to-use handling devices at your disposal. Our devices can be raised and lowered with just one hand. Operators decide for themselves at what speed the handling process should be carried out.

The hose lifters from Fezer are absolutely safe handling devices that have a firm grip on the loads that have been sucked up. Even in the event of a power failure, they do not simply drop the loads, but gently lower them to the ground at a controlled speed. This is ensured by an integrated check valve in the upper rotary head.

Powerful, low-maintenance and robust vacuum generators ensure the necessary vacuum build-up. Dry-running vacuum pumps, directly driven side channel compressors or multi-stage ejectors that are operated with compressed air are used here.

Thanks to the unique modular system, the hose lifters from Fezer can be easily adapted to your individual requirements. A large number of standardized and individually manufactured suction pads are available, which can handle a wide variety of transported goods. In addition, extensions for the control box, turning and tilting devices and various adaptation options are available to optimally adapt the hose lifter to your personal needs and requirements.

Overview	Application	Handling	Max. workpiece dimensions	Max. loads	Page
VacuQuicklift	dense and porous workpieces	horizontal, tilting	2,000x1,000	50 kg	12
VacuPowerlift	dense and porous workpieces	horizontal, tilting	4,000x2,000	250 kg	22



## VacuQuicklift

With quick-release system – it couldn't be easier

### Setup and application

The VacuQuicklift is available in two basic variants. On the one hand for purely horizontal transport and on the other with a tiltable version for tilting workpieces. All functions - suction, lifting, lowering and releasing - can be controlled with just one control lever. Intuitive operation, combined with the unique quick-release system for independent release, ensure the shortest cycle times.

Due to the modular construction of the VacuQuicklift, it can be adapted very easily and particularly quickly to a wide variety of requirements and circumstances. In addition to a quick-change system and a large number of different suction pads, rotary devices and radio remote controls are also available for the vacuum generators.

Furthermore, the VacuQuicklift can also be equipped with an extended operating unit, which allows workpieces to be picked up from low or very high heights while maintaining an ergonomic operating position. And of course, also with the tried & tested "Quick Release" function.

The VacuQuicklift has a very wide range of applications and not only makes your daily work easier, but also increases your work safety and optimizes your process reliability many times over. Because wherever loads of up to 50 kg have to be permanently lifted and transported, the VacuQuicklift supports employees and ensures a highly efficient and ergonomic workflow.

Areas of application:

- Picking cardboard boxes in logistics centers
- Transfers to/from and with stores of workpieces
- Board/sheet handling in wood and sheet metal processing
- Bricks and concrete components in the construction industry
- Loading and unloading of CNC processing machines
- Sacks in agriculture and bulk goods
- And much more!



#### Curious?

For application videos, all technical data and more about the VacuQuickLift simply scan the QR code.

#LiftWithTheBest

# VacuQuicklift

## Assembly overview

### Vacuum generator



#### Vacuum pumps

Dry-running vacuum pumps with 25-40 m<sup>3</sup>/h and mounted vacuum filters are available for the VPL100-VPL140 series.


#### Silenced pumps

The dry-running vacuum pumps are also available in a silenced version, which ensures a significant reduction in noise.

### Lifting units



**Lifting unit with fixed head**  
For purely horizontal handling or moving loads.



**Lifting unit with swivel head**  
For horizontal and vertical handling or tipping of loads

# VacuQuicklift

## Assembly overview

### Control units



#### Control unit Quick Release

Suck - lift - lower - release: Control everything with just one control lever. It couldn't be faster or easier.



#### MultiStacker control unit

For handling from high, medium or low altitudes. The control unit with joint and extension always ensures an ergonomic operating position.



#### Sounds exciting?

More info, product images and application videos for the MultiStacker and more can be found on our blog. Just scan the QR code and #simplymovemore.



# VacuQuicklift Assembly overview

## Equipment variants



**Flange plate for suction cups**  
Fastening base plate for the fixed installation of suction cups.



**Top quick release plate**  
For screwing onto the control unit for changing suction pads during operation.



**Quick release plate below**  
For screwing onto each suction cup, which means that these can be changed easily and quickly for different requirements.




**Rotary device**  
With optional locking module for every 90°. Turning of suctioned workpieces for stacking in changing layers.



**Remote control**  
Energy saving at the push of a button. If desired, the vacuum generators can be easily controlled wirelessly.



**Pneumatics module**  
An integrated compressed air supply is possible for special functions that require pneumatic functions.



**Pneumatic switching module**  
For the independent control of pneumatic gripping units when loading or unloading.

# VacuQuicklift Assembly overview

## Suction cups



**Single suction pads**  
In round flat or bellows design for handling containers and barrels.



**Single suction pads**  
In a flat, rectangular design for small plates and workpieces with a solid surface.



**Sack suction cups**  
With bellows suction cups and additional apron for sacks.



**Sack suction cups**  
Lightweight plastic design with double seal for sacks.



**Double suction pad**  
With round bellows suction cups for smaller cardboard boxes and workpieces with curved surfaces.



**Double suction pad**  
With rectangular suction cups for medium-sized panels and rigid cardboard boxes.



**Quadruple suction cups**  
With round bellows suction cups. The suction cups are adjustable and clampable. Suitable for large panels and cardboard boxes.



**Canister grabber**  
With balancing valve for handling canisters or containers with handles.



**Universal hook grab**  
Mechanical hook gripper for hanging a wide variety of loads using crane hooks.

# VacuQuicklift Assembly overview

## Suction cups



**Mechanical lower gripper**  
with compensating valve for handling loads by reaching under.



**Flat suction cups**  
With automatic switching control when putting on for suction and release.



**Combi-gripper**  
With foldable lower grippers for packing racks in a box.



**Canister gripper**  
Mechanical bottom gripper for containers or canisters with handles or brackets.



**Cardboard gripper**  
With two bellows suction cups for optimal adaptation to surface curvatures.



**Bellows suction cups**  
With additional sealing insert for handling workpieces with slightly rough surfaces.



**High vacuum gripper**  
With pneumatic module, separate vacuum generator and manual slide valve for handling workpieces with small suction surfaces.



**Box gripper**  
Mechanical gripper with clamp gripper for handling boxes and containers.

# VacuQuicklift Assembly overview


## Suction cups



**Combi-gripper**  
And the subsequent restacking of the packed boxes using a quadruple suction pad.



**Multigripper**  
Our Multigripper was specially developed for our VacuQuicklift tube lifter and can easily suction loads with different sizes and surface conditions. Even small crevices and cracks are no obstacle. The special feature of this innovation? The total of 40 built-in nozzles and bellows suction cups ensure optimum surface adaptation and ensure that the "false air" sucked in by unoccupied suction cups does not cause any significant loss of performance.



**Sounds exciting?**  
You can find more info, product sheets and application videos about our different suction pads on our website. Simply scan the QR code and #simplymovemore.

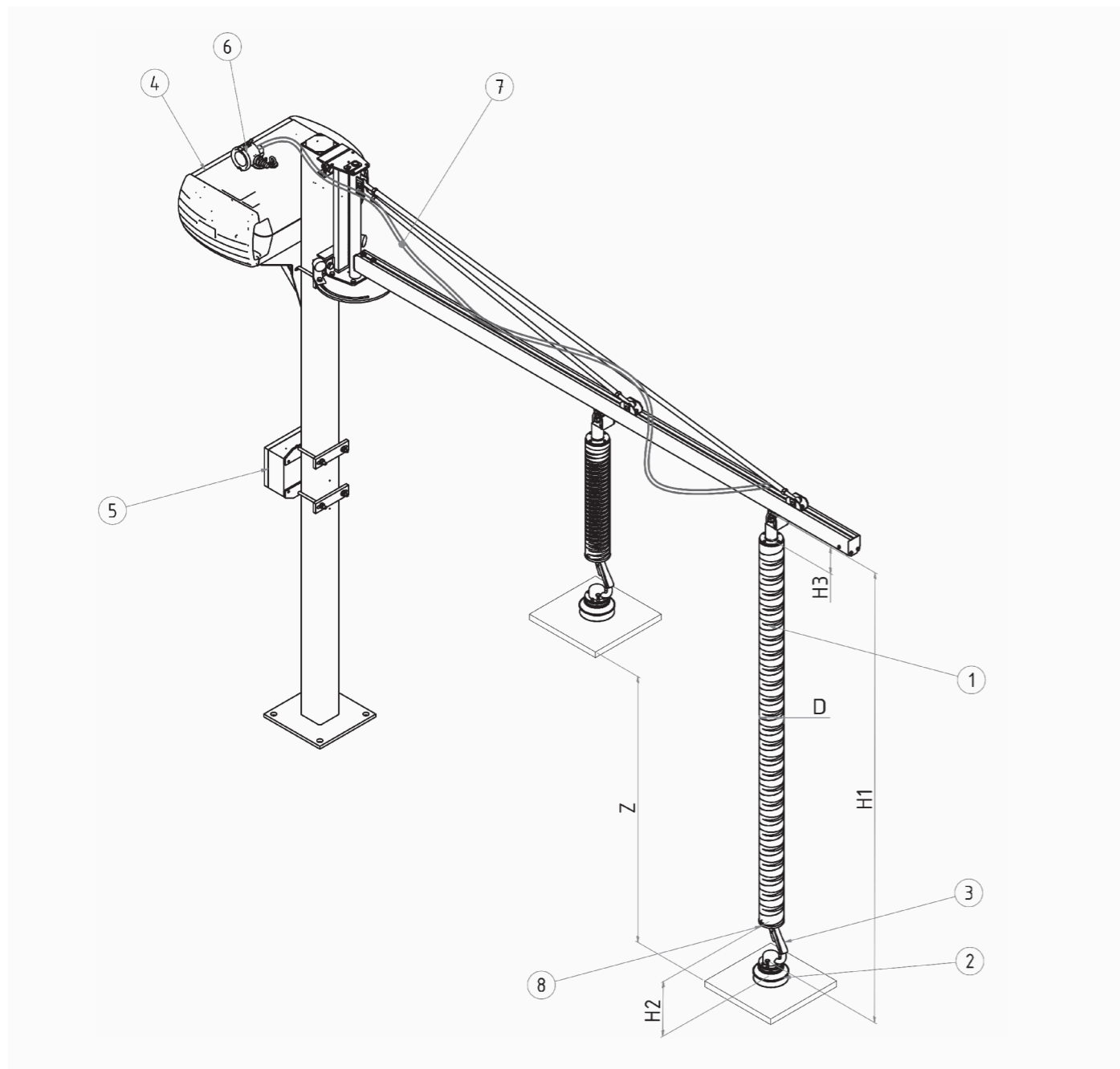


**Curious?**  
For more information and application videos on the Multigripper vacuum gripper, please visit our blog. Scan the QR code and #simplymovemore.



# VacuQuicklift

## Technical specifications



# VacuQuicklift

## Technical specifications

- 1 Lifting unit consisting of rotary head, lifting hose and suction head  
In the event of a power failure, a safety valve in the rotary head lets loads that have been suctioned drop slowly and in a controlled manner to the ground.
- 2 Suction pads or gripper unit with individual adjustments  
With a safety factor of 2.5, they ensure the necessary support for safe handling of the loads.
- 3 Accessories for suction feet. Quick change couplings, rotating devices
- 4 Robust and powerful vacuum generator  
Ensure the build-up of the required vacuum and fast handling processes.
- 5 Motor protection switch or radio remote control  
Protect the vacuum generators from overload and offer the option of remote control via the control unit.
- 6 Large dimensioned vacuum filters  
With replaceable cartridges, the vacuum generators protect against dirt and damage.
- 7 Feed hose  
Connects the vacuum generators to the lifting unit. Lengths of up to 50 meters and more are possible.
- 8 Adjustment screw for working height without load  
This allows the hose lifter to be brought to an ergonomic basic height.

Type	Load	Handling	Workpiece dimensions		Vacuum generator	Lift speed	H1	H2	H3	D	Z	Own weight*
	dense/porous		min (mm)	max (mm)								
VQL100	35/30	horizontal	200x200	2.000x1.000	T4.25	25-55	2.320/2.800	235	100-250	100	1.400/1.700	6-10
VQL100-90	35/30	schwenken	200x200	2.000x1.000	T4.25	25-55	2.320/2.800	235	100-250	100	1.400/1.700	6-10
VQL120	50/40	horizontal	200x200	2.000x1.000	T4.40	25-55	2.320/2.800	235	100-250	120	1.400/1.700	6-10
VQL120-90	50/40	schwenken	200x200	2.000x1.000	T4.40	25-55	2.320/2.800	235	100-250	120	1.400/1.700	6-10
VQL140	65/55	horizontal	200x200	2.000x1.000	T4.40	25-55	2.320/2.800	235	100-250	140	1.400/1.700	8-12
VQL140-90	65/55	schwenken	200x200	2.000x1.000	T4.40	25-55	2.320/2.800	235	100-250	140	1.400/1.700	8-12

\*depending on the suction cups used



## VacuPowerlift

Tireless and powerful

### Setup and application

The VacuPowerlift is a modular product system and can be quickly and easily adapted to a large number of different applications. Essentially, it consists of a rotary head with an integrated check valve, a telescopic lifting hose with multiple winding layers and a suction block, which together form the lifting unit. The control unit is attached to the suction cup and can be connected with extensions and joints.

The control unit is attached to the suction cup and can be connected with extensions and joints. These not only have to function in terms of vacuum technology, but can also function pneumatically thanks to an integrated compressed air feedthrough. There are also tilting and rotating devices that make handling much easier.

If all of this is still not enough, gripping devices and special applications tailored to your individual needs can be developed. In this way, your production process can also be optimized and your employees protected from long-term damage by ergonomically designed workplaces.

The areas of application of the VacuPowerlift are almost unlimited. It is used in many industries and trades and combines safe handling and ergonomic operation for loads up to 300 kg. In doing so, it combines a simplification of the production processes with simultaneous high efficiency and quick amortization of investment.

- Cardboard boxes in shipping and logistics
- Barrels and containers in the chemical and pharmaceutical industries
- Board/sheet handling in wood and sheet metal processing
- Bricks and concrete components in the construction industry
- Loading and unloading of CNC processing machines
- Sacks in agriculture and bulk goods



#### Curious?

For application videos, all technical data and more about the VacuQuickLift simply scan the QR code.  
#LiftWithTheBest

# VacuPowerlift Assembly overview

## Vacuum generator



### Vacuum pumps

Dry-running vacuum pumps with 25-40 m<sup>3</sup>/h and mounted vacuum filters are available for the VPL 100-VPL140 series.

### Silenced pumps

The dry-running vacuum pumps are also available in a silenced version, which ensures a significant reduction in noise.

### Vacuum blower

The robust and powerful side channel blowers are available in three sizes with suction volumes of 130-280 m<sup>3</sup>/h.



### Additional silencer

Additional silencers can be screwed onto the exhaust side of the vacuum blower, which reduce the noise level by approx. 3-4 dB(A).

### Sound insulation box

The vacuum blowers can be installed in sound insulation boxes, which reduce the noise level by up to 10 dB(A). Also for retrofitting.

### Vacuum filter for blowers

Large, powerful, high-flow vacuum filter to protect vacuum blowers from contamination.

# VacuPowerlift Assembly overview

## Lifting units



### Rotary head

All rotary heads have a high-performance bearing and an integrated check valve that ensures slow lowering, e.g. in the event of a power failure.

### Lift hose

The telescopic lifting hoses are the heart of the hose lifter and are wrapped in a multi-layer that guarantees a long service life.

### Suction block

The robust and stable steel design ensures that the various gripping units are securely connected



### Pneumatics module

With the integrated pneumatic feed-through, pneumatic gripping devices and tilting devices can also be easily and safely supplied.

# VacuPowerlift

## Assembly overview

### Control housing and Grip options



**Standard control box**  
With grab handle and control bar with intuitive, simple operation.

**Wireless control box**  
With an integrated push button for the optional radio remote control of the vacuum generator.

**Pneumatics control box**  
With integrated pneumatic manual valve for easy control of pneumatic movements.



**Universal control box**  
Version with several control options for a wide variety of functions depending on the requirement.

**Rigid extension**  
For safe operation of large-format workpieces.

**Jointed extension**  
For an ergonomic both position when handling workpieces from high and low heights.



**Rapid ventilation**  
Additional ventilation valve for faster ventilation and detachment with dense workpieces. Simple operation via hand lever.

**Balancer**  
For balancing the control box with long extensions or heavier add-on options.

# VacuPowerlift

## Assembly overview

### Additional functions



**Quick-change coupling**  
Facilitates the replacement of suction cups for various applications during ongoing operation.

**Continuous rotary unit**  
For layered, staggered restacking or simple turning of workpieces. Also optionally available with a locking module for 90° hold-open.

**Manual tilting unit**  
Simple and fast tilting device for tilting smaller workpieces up to approx. 35 kg.



**Pneumatic tilting unit**  
Device via one or two pneumatic cylinders for tilting workpieces up to 150 kg.

**Pneumatic reversing unit**  
Compact and robust, pneumatic device for reversing workpieces by 180°. The height of the turning bracket is adjusted to the workpiece size.

**Wall or column consoles**  
For floor-free installation of the vacuum generator on walls or columns.



**Balancing valve**  
A compensating valve is available for the use of mechanical gripping devices, which takes over the automatic regulation of the vacuum.

# VacuPowerlift Assembly overview

## Gripper systems



**Single suction pads**  
In round, flat or bellows design for drums, containers and small cardboard boxes.



**Single suction pads**  
In a flat, rectangular design for workpieces with narrow suction surfaces.



**Bale suction pad**  
With two flat suction pads with a special, reinforced rubber design.



**Sack suction cups**  
Made of plastic with two sizes for smaller and larger paper and plastic bags.



**Double suction pad**  
With round and rectangular suction cups, ideal for cardboard boxes.



**Quadruple suction cups**  
With round and rectangular suction cups, ideal for large sheet materials.



**Canister grabber**  
Pneumatically equipped clamping gripper for the simultaneous transfer of up to 20 canisters at once.



**Canister grabber**  
Simple hook gripper to grip under the canister tab with load balancing valve for vacuum control.



**Box gripper**  
For pneumatic clamping and tilting of plastic boxes.

# VacuPowerlift Assembly overview

## Gripper systems



**Barrel gripper**  
With pneumatic clamping and tilting device for emptying filled barrels.



**Pallet gripper**  
With mechanical bottom grippers for handling pallets.



**Magnetic gripper**  
With pneumatic control for handling perforated sheets.



**Flat gripper**  
With surface suction pad and integrated ejector.



**Combi-gripper**  
With needle and magnetic gripper for handling insulating material and perforated sheets. Control via 2 pneumatic valves.



**Pneumatic gripper**  
With clamping device for moving hollow blocks.



**Pneumatic gripper**  
With internal clamping jaws for moving coils.



**Suction pads for long goods**  
With a reinforced longitudinal beam design for handling long goods up to 6,000 mm.



**Sextuple suction pad**  
For handling large and thin-walled sheet material.

# VacuPowerlift Assembly overview

## Stainless steel and ATEX version

The VacuPowerlift is also available in stainless steel and ATEX versions for the food, pharmaceutical and chemical industries. All components are manufactured and welded in V2A or, in the case of higher requirements, in V4A. For ATEX requirements, special blowers and electrically conductive device designs are available, which ensure safe operation in ATEX zones 21 and 22.



**ATEX - Explosion protection. Our certificate**  
Find out what exactly ATEX is and how you can work safely and without compromise with our devices in our blog article.



**Lifting unit**

Rotary head and suction head as well as the control box are made entirely of stainless steel. For ATEX requirements, the lifting hose has a special, antistatic coating and has an open, internal copper wire insert.



**ATEX lifting unit**

For ATEX requirements, the lifting hose is designed with a special, antistatic coating and also has an open, internal copper wire insert. All components are connected in an electrically conductive manner and thus guarantee the required equipotential bonding.

# VacuPowerlift Assembly overview



**Suction cups**

A large number of suction cups are available, all of which are made of stainless steel.



**ATEX vacuum blower**

Specially constructed vacuum blowers in ATEX design for the zones 21 and 22.



**Ejector**

pneumatic vacuum generator for EX zones 1 and 2



**ATEX vacuum filter**

Special stainless steel filter with internal filter cartridge and electrically conductive connection to the housing.



**Accessories**

The most common accessories, such as quick-change devices or operating handle extensions, are available in stainless steel.

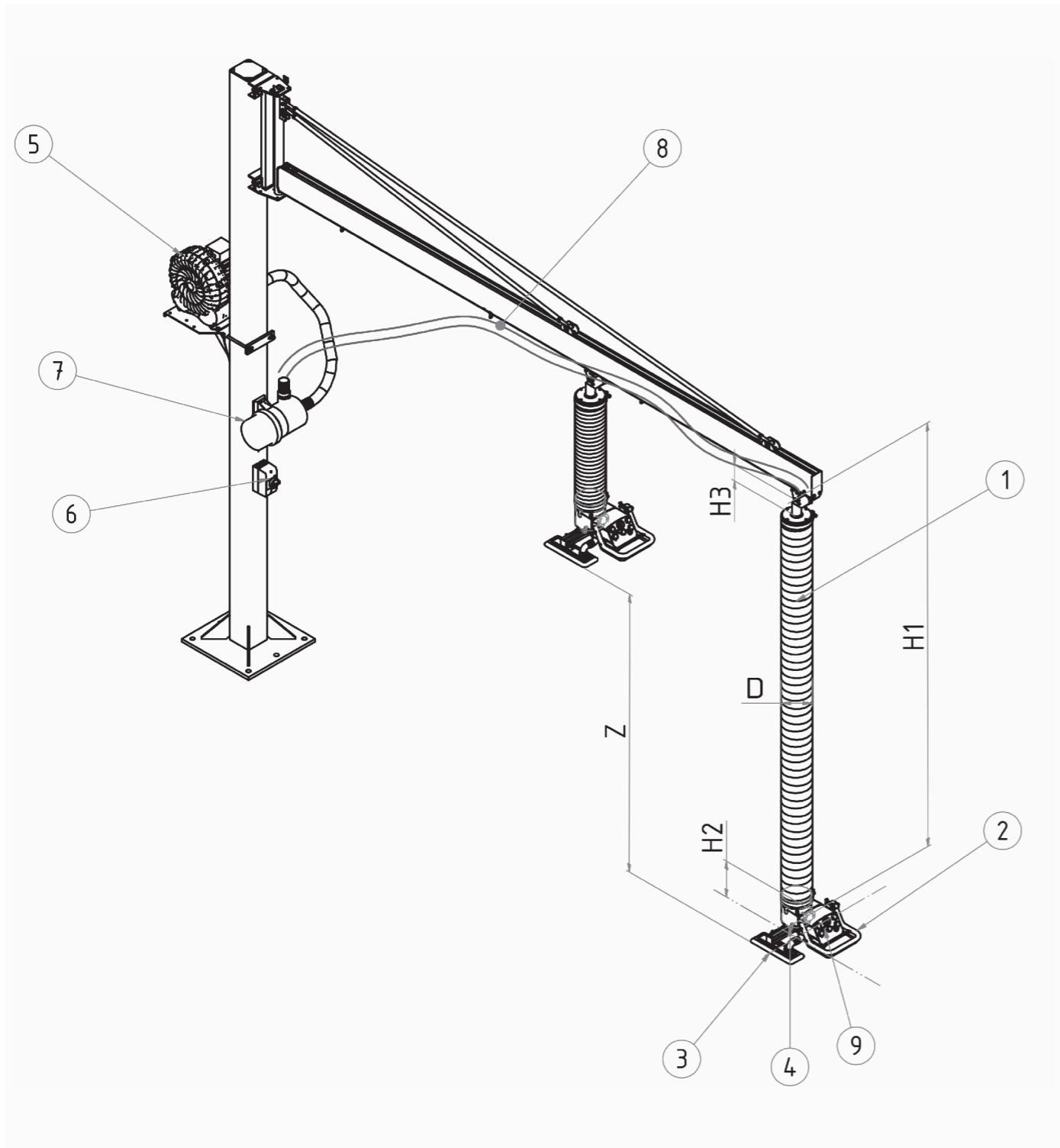


**ATEX leaflet download**

You can find all technical data and more in our ATEX flyer. You can easily download it via QR code scan.  
#Simplymore

# VacuPowerlift

## Technical specifications



# VacuPowerlift

## Technical specifications

- 1** Lifting unit consisting of rotary head, lifting hose and suction head  
In the event of a power failure, a safety valve in the rotary head lets loads that have been suctioned drop slowly and in a controlled manner to the ground.
- 2** Control unit with operating handle and control bracket for "lower", "lift" and "release" functions  
With intuitive operation in a noise-optimized design.
- 3** Suction pads or gripper unit with individual adjustments  
With a safety factor of 2.5, they ensure the necessary support for safe handling of the loads.
- 4** Accessories
- 5** Robust and powerful vacuum generators and blowers  
Ensure the build-up of the required vacuum and fast handling processes.
- 6** Motor protection switch or radio remote control  
Protect the vacuum generators from overload and offer the option of remote control via the control unit.
- 7** Large dimensioned vacuum filters with replaceable cartridges, the vacuum generators protect against dirt and damage.
- 8** Feed hose  
Connects the vacuum generators to the lifting unit. Lengths of up to 50 meters and more are possible.
- 9** Adjusting screw for working height  
As a result, loads that have been suctioned can be brought to a predefined height in order to carry out further work processes.

Type	Load dense/porous (kg)	Workpiece dimensions		Vacuum generator	Lifting speed (m/min)	Bauhöhe H1 (mm)	Control-unit H2 (mm)	Rotary head H3 (mm)	Dia-meter D (mm)	Stroke Z (mm)	Own weight* (kg)
		min (mm)	max (mm)								
VPL100	30/25	200x200	2.000x1.000	T4.40	25-55	2.715/4.215	120	95	100	1.700/2.500	6-10
VPL120	40/35	200x200	2.000x1.000	T4.40	25-55	2.715/4.215	120	95	120	1.700/2.500	6-10
VPL140	50/40	500x500	2.000x1.000	SKV300	30-60	2.715/4.215	120	95	140	1.700/2.500	8-12
VPL160	65/50	500x500	3.000x1.500	SKV300	30-60	2.730/4.230	120	110	160	1.700/2.500	8-12
VPL180	85/65	750x750	3.000x1.500	SKV400	30-60	2.730/4.230	120	110	180	1.700/2.500	12-16
VPL200	110/90	750x750	4.000x2.000	SKV400	30-60	2.730/4.230	120	110	200	1.700/2.500	12-16
VPL230	140/120	750x750	4.000x2.000	SKV400	30-60	2.730/4.230	120	110	230	1.700/2.500	14-20
VPL250	200/160	750x750	4.000x2.000	SKV400	30-60	2.730/4.230	120	110	250	1.700/2.500	14-20
VPL2x230	250/200	750x750	4.000x2.000	SKV500	25-50	2.730/4.230	120	110	2x230	1.700/2.500	30-36
VPL2x250	300/250	750x750	4.000x2.000	SKV500	25-50	2.730/4.230	120	110	2x250	1.700/2.500	30-36

\*depending on the suction cups and accessories used



## Vacuum lifters

Ergonomic, practical, safe

Fezer's vacuum lifting devices impress with their wide range of possible applications with the simplest operation and maximum operational reliability.

Fezer's vacuum lifting devices impress with their wide range of possible applications with the simplest operation and maximum operational reliability. By using the vacuum lifter, not only the heaviest loads are easily lifted, but the operators are significantly relieved and frequent illnesses due to overload are prevented.

The individual device series are optimally tailored to a wide variety of applications and ensure effective and process-reliable processes. With the help of vacuum technology, workpieces can not only be picked up safely and quickly, but also handled gently and without damage. Therefore, the devices are used in many industry and hand-craft application.

Overview	Application	Handling	Max. workpiece dimensions	Max. loads	Page
Overview					35
VacuboyMini	vacuum-tight sheet material	Horizontal	2,500x1,500	500 kg	43
VacuboyVario	vacuum-tight sheet material	horizontal, vertical, variable	4,000x2,000	500 kg	45
VacuboyForker	Attachment for pallet trucks or forklifts	horizontal, tilting, vertical	4,000x2,000	1,000 kg	47
Vacuboy	vacuum-tight sheet material	Horizontal, tilting, reversing	4,000x2,000	2,000 kg	49
VacuboySystem	vacuum-tight sheet material	Horizontal, tilting	12,000x3,000	6,000 kg	61
VacuGiant	vacuum-tight sheet material	Horizontal, tilting, reversing	24,000x4,000	40,000 kg	65
VacuCoil	Strip steel and paper rolls	horizontal, tilting	2,500x5000	7,500 kg	73
VacuPoro	porous sheet material	horizontal, tilting	6,000x2,500	1,000 kg	81
VacuWood	Timbers and laminated trusses	Horizontal	24,000x1,000	1,000 kg	85

# Vacuum lifter

## Standard equipment



**Better safe than sorry**  
Learn more about our security features in our blog post. Simply scan the QR code. #SafeWithFezer

### Safety standard

Even the standard version of Fezer's vacuum lifters has extensive safety features. Because only safe devices guarantee efficient work. The safety technology from Fezer goes far beyond the standard specifications.



**Vacuum pump**  
Robust and powerful vacuum pumps in dry-running or oil-lubricated design. Integrated low-vibration via rubber buffers.

**Reserve tank**  
Integrated in the longitudinal beam of the vacuum lifter. It prevents the load from dropping in the event of a power failure and ensures short suction times.

**Check valve**  
The check valve prevents the vacuum system from being vented backwards in the event of a power failure.



**Warning device EWO**  
The acoustic warning device warns operators in the event of a vacuum failure and power failure.

**Vacuum filter**  
The vacuum filters protect the vacuum pump from unnecessary contamination and ensure a long service life.

**Main switch monitoring**  
Unique protective device, which uses a vacuum switch in the distribution system to warn operators of suction when the device is not activated.



**Control vacuum gage**  
The visual vacuum controls show operators the exact status of the vacuum and have a clear red/green area.



**Manual slide valve with lock**  
Secures the release by two-hand operation against unintentional operation.

# Equipment versions

## Standard equipment

### Setup

For quick and easy operation, Fezer vacuum lifters come standard with many features that allow the vacuum lifters to be adapted to a wide variety of needs.



**Basic design**  
All devices are based on a robust and weight-optimized steel construction that ensures safe and long-lasting use.



**Attachment**  
The devices are attached using a large-sized suspension eye that fits into all common crane hooks – including special sizes and designs.



**Control handle**  
The different operating handle lengths ensure that the operator is always outside the danger zone.



**Adjustability of suction pads**  
The suction pads can be quickly and easily adjusted to different workpiece dimensions using cross clamps on the longitudinal and cross beams.



**Spring-loaded suspension**  
As standard, all our suction cups are spring-mounted on both sides and ensure gentle lowering and optimal load adjustment.



**Shutoff cocks**  
By moving individual suction pads in and out, extremely small workpieces can be picked up or existing openings can be removed.



**Serviceability**  
All maintenance-intensive units such as vacuum filters, pumps and suction pads are directly accessible and do not have to be exposed by removing covers.



**Compact control cabinet**  
All vacuum lifters have a compact control cabinet that is freely accessible for maintenance work at all times.

# Vacuum lifter

## Additional equipment



**Better safe than sorry**  
Learn more about our security features in our blog post. Simply scan the QR code. #SafeWithFezer

### Safety options

In addition to the safety devices installed as standard, a large number of options are available which further simplify and increase the operation and safety of the devices.



#### Electrical vacuum control

Simply suck and release at the touch of a button. Powerful electromagnetic valves ensure proper flow and short suction and release times.



#### Automatic switching

Automatic switching between suction and release when placing the vacuum lifter on the workpiece.



#### Warning device EWIII

In addition to the acoustic warning siren, a green and red signal lamp indicates whether the vacuum is fault-free or there is an error.



#### Parking feet

Guarantee stable parking of the vacuum lifter while at the same time protecting the suction cups.



#### Water separator

When used on water jet systems, the water separator protects the vacuum pump from emulsions and the resulting damage.



#### Blower with outlet mass

When handling porous workpieces, such as chipboard or MDF, a blower with run-out mass provides the necessary safety, e.g. in the event of a power failure.



#### Mechanical lower gripper

The vacuum lifters can be equipped with mechanical bottom grippers that protect people during assembly work.



#### Electric bottom gripper

Move in and out at the push of a button (for higher cycle rates and more complicated assembly processes).

# Equipment variants

## Additional equipment

### Operating options

In order to make handling even more ergonomic and user-friendly, the vacuum lifters can be equipped with various options and control options.



#### Tiltable operating handles

For an ergonomic operating position, the operating handle can be tilted using a hand lever.



#### Individual operating handles

The most individual special design with tilting, turning and extending functions ensure perfect handling of the devices.



#### Holder for pendant control

The universal holders for crane controls ensure order and easy operation of the vacuum lifter.



#### Control box

Control of all existing functions at the push of a button. The most convenient equipment variant when the highest cycle times are required.



#### Integrated crane control

The integrated crane control in the vacuum lifter ensures particularly convenient operation. At the push of a button, the crane moves in all directions.



#### Operation via pendant control

If operation directly on the device is not possible, pendant controls with a spiral cable connection are available for control.



#### Operation by wireless

Remote control for easier handling with very large vacuum lifters or extremely long transport distances.

# Vacuum lifter

## Additional equipment

### Modules and facilities

In addition to the large number of comfort features, there are process-related options that become necessary when certain requirements have to be met or are desired.



#### ACCU module

Mains-independent exchangeable battery (up to 80 cycles), with simultaneous recharging of a second battery via a separate charger during operation.



#### BATT module

By using battery cells with an integrated charger, it is possible to work independently of the mains for up to 300 cycles. Charging time about 8-10 hours.



#### ECO module

Increases the service life of the vacuum pumps and ensures quieter work, because the vacuum pump only runs when required.



#### Multiple circuit system

If different workpiece dimensions have to be transported over a long period of time, bistable impulse valves ensure process-reliable adjustment of the suction circuits.



#### AIR module

The AIR module works exclusively with compressed air on an ejector basis and has a pneumatic warning device with a whistle.



#### Multi-chamber system

Multi-chamber systems for adapting different diameter ranges are available for the VacuCoil device series.



#### Multi-circuit system - Blog article


We will tell you about the advantages of our multi-circuit systems in our blog. Simply follow the QR code. #LiftWithTheBest

# Equipment variants

## Additional equipment

### Individual adjustments

In many cases, a standard adjustment of the adjustable suction cups is not enough. For example, when driving into containers of different sizes or when loading stretching machines, the dimensions of the traverse must be adjustable. There are several ways to do this.



#### V-shaped crossbeams

Very simple, inexpensive and efficient extensions are V-shaped crossbeams. The length of the vacuum lifter is automatically changed by moving it in and out.



#### Removable extensions

For transport reasons or to adapt to different workpiece lengths, crossbeams can be manufactured in removable versions.



#### Manual telescoping

Extension beams that can be extended and retracted on both sides guarantee a simple and cost-effective length adjustment of the vacuum lifter.



#### Electrical telescoping

With heavy loads or when loading heavy processing machines, the side members can be adjusted electrically.



#### Telescopic crossbeams

To adapt to different workpiece widths, the crossbeams can also be supplied in a telescoping configuration.



#### Variable-height suction cups

In order to adapt to different workpiece heights (molds), the holders of the suction pads can be adjusted in height and fixed.



#### Rotatable suspension eye

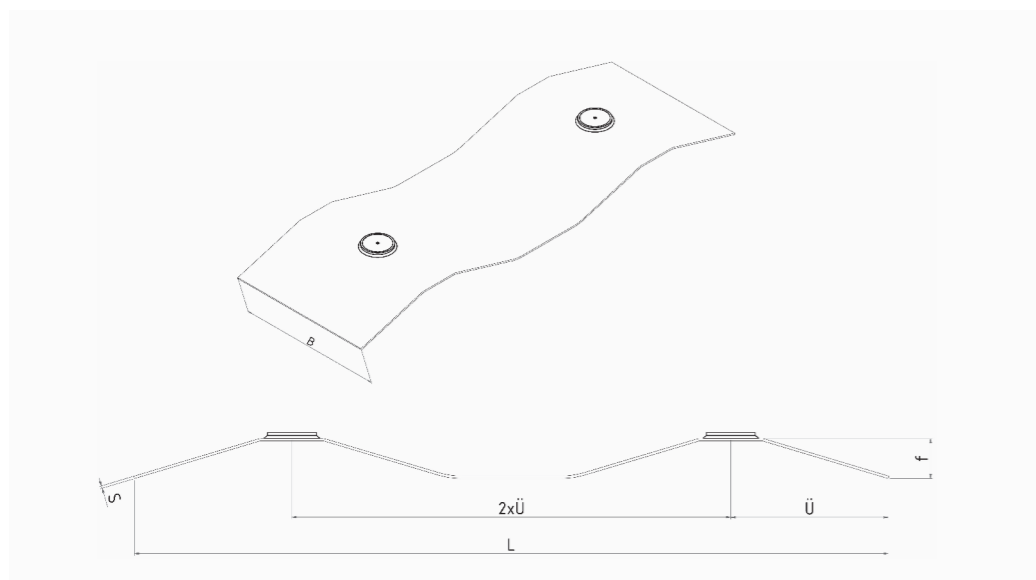
With non-rotatable crane hooks for endless rotation of loads or the vacuum lifter.

# Board handling

## Technical design

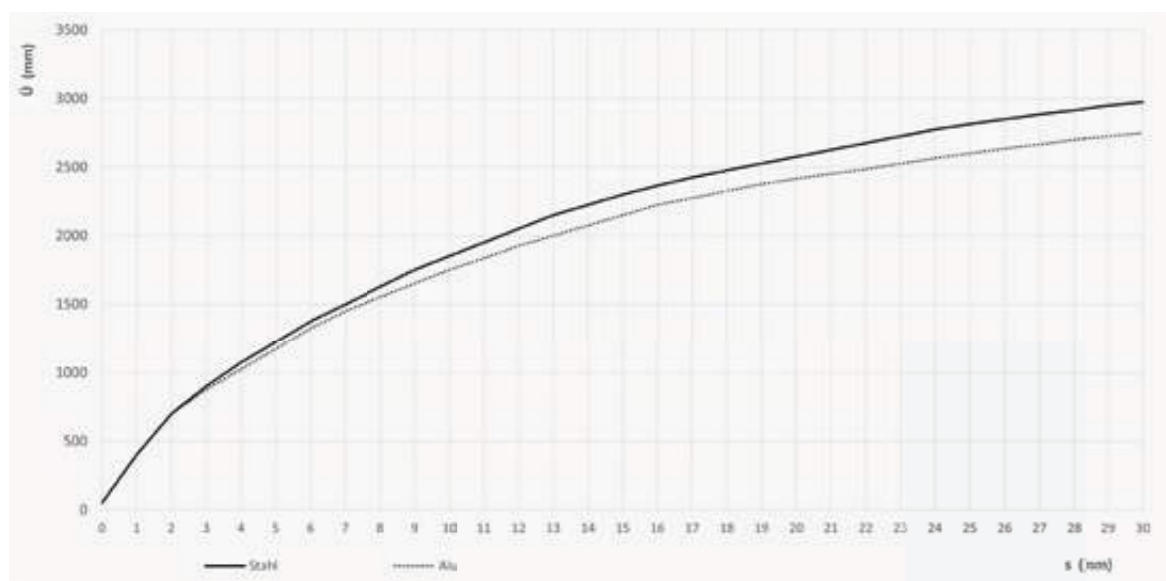
### Board projection

The correct design of a vacuum lifter is crucial and ensures sufficient safety. First and foremost, the permissible overhang, especially for thin-walled workpieces, must be taken into account. If this is too large, the material will sag undesirably, which in turn can put too much strain on individual suction pads.



- 1 L = board length
- 2 B = board width
- 3 Ü = permitted overhang
- 4 f = sag deflection
- 5 S = board thickness

Overhang and deflection of plate material during suction



Schnellauswahltabelle für zulässige Überhänge

# Board handling

## Technical design

### Overhang table

In some cases, the deflection of the plate material must be known exactly, e.g. to get past interfering edges or machine parts. The following table is used for this purpose, which gives approximate deflection values for steel, aluminum, wood and glass panels depending on the panel thickness and the overhang.

Deflection f as a function of plate thickness and plate overhang

Overhang (mm) / Sheet thickness (mm)	100	200	300	400	500	600	800	1.000	1.250	1.500	2.000	2.500	3.000
0,5	5	25	75	250	500								
1			5	10	20	50	200	500					
2					5	10	50	150	400				
3						5	20	75	200	500			
4							10	40	100	250			
6							5	20	45	125	500		
8								10	30	75	300		
10								5	20	50	200	500	
12									10	30	125	400	
15									7,5	20	75	250	
20									5	10	50	150	350
25										5	30	75	250
30										2,5	20	40	150

### Number of suction cups

From the overhang values, the number of required suction pads can be roughly determined as follows:

Number in length  $n_L = L / (2 \times Ü)$

Number in width  $n_B = B / (2 \times Ü)$

Total number  $n_G = n_L \times n_B$

# VacuBoyMini VBM

## The lightweight up to 350 kg

### Setup and application

Due to the compact design with low dead weight, this vacuum lifter is suitable for smaller plates and inherently stable loads such as canisters, barrels and containers. Depending on the requirements, the device can be equipped with a single suction pad or attachments with two or four suction pads. For various applications, the device can also be equipped with a quick-change coupling, which means that the grippers can be used as required.

- Power supply via cable with CEE plug
- Acoustic warning device with power failure message
- Optionally with quick-change coupling for different suction cups
- Loading and unloading of CNC machines with small parts
- Small, compact and inherently stable workpieces
- Barrels, boxes and containers
- Glass and window components
- "ACCU" version for "off mains" operation



**VacuBoyMini VBM-ACCU-75KG**  
For the transport of truck tank containers with a double attachment



**VacuBoyMini VBM-ACCU-125KG**  
with quadruple suction pad for feeding a CNC system



**VacuBoyMini VBM-ACCU-50KG**  
With articulated special grippers for transporting pipes with different diameters



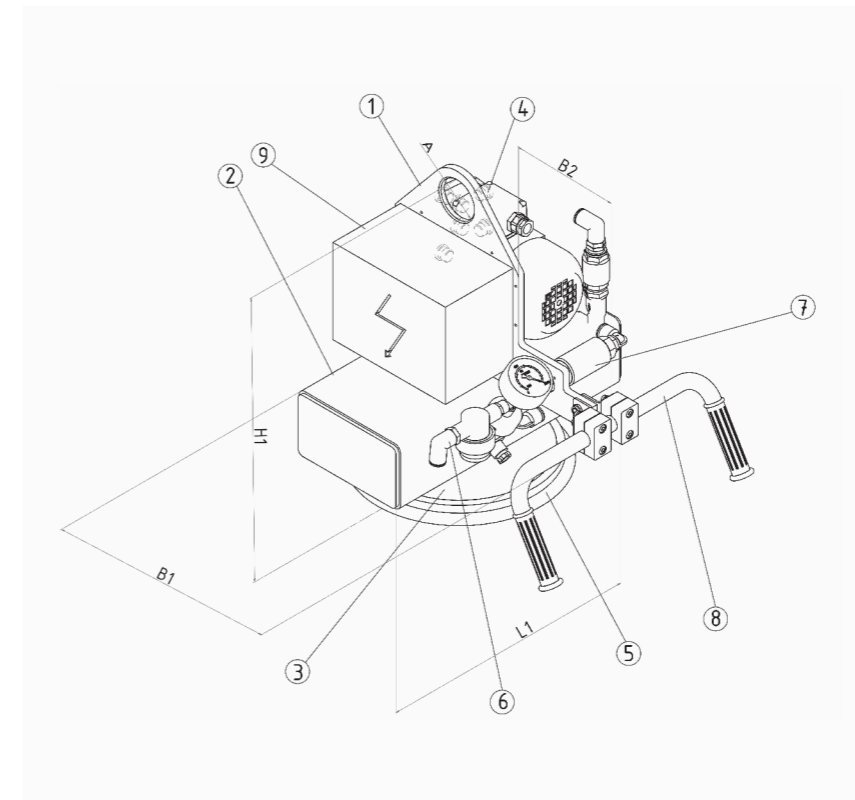
**VacuBoyMini VBM-125KG**  
handling of copper coils using a 4-fold attachment

# VacuBoyMini VBM

## Technical specifications



**VacuBoy - product range**  
More about our VacuBoy product range and many application examples and videos can be found here. Scan the QR code to get started.



- 1 Suspension frame with suspension eye
- 2 Separate vacuum reserve tank
- 3 Flange plate for suction pads or attachments
- 4 Vacuum pump with check valve
- 5 Suction cups or attachments
- 6 Distribution line with vacuum filter and visual control vacuum gage
- 7 Vacuum valve for suction/release
- 8 Ergonomic manipulating handle
- 9 Electronic warning device EVW-0

Load (kg)	Type	Workpiece dimensions		Vacuum pump (m <sup>3</sup> /h)	Number Suction cups	L1 (mm)	B1 (mm)	B2 (mm)	H (mm)	A (mm)	Own weight (kg)
		min (mm)	max (mm)								
125	VBM-1	300x300	1.000x1.000	T4.8/TF4.2	1	250	250	270	450	60	22
	VBM-2	800x300	1.500x1.000	T4.8/TF4.2	2	800	250	270	550	60	25
	VBM-4	1.000x500	2.500x1.250	T4.8/TF4.2	4	800	400	270	550	60	30
250	VBM-1	400x400	1.000x1.000	T4.8/TF4.2	1	250	250	270	450	60	23
	VBM-2	1.000x400	1.500x1.000	T4.8/TF4.2	2	800	250	270	550	60	26
	VBM-4	1.000x600	2.500x1.250	T4.8/TF4.2	4	800	400	270	550	60	32
350	VBM-1	500x500	1.000x1.000	T4.8/TF4.2	1	250	250	270	450	60	24
	VBM-2	1.000x500	1.500x1.000	T4.8/TF4.2	2	800	250	270	550	60	28
	VBM-4	1.000x800	2.500x1.250	T4.8/TF4.2	4	800	400	270	550	60	36

# VacuBoyVario VBV

## The variable lifter up to 500 kg

### Setup and application

A variable vacuum lifter that can be used universally. By placing the individual suction pads appropriately, workpieces can be transported both horizontally and vertically. In addition, lying loads can also be brought into a vertical position by tipping them up. Each suction cup is equipped with a manual slide valve and a vacuum gage.

- Power supply via cable with CEE plug
- Acoustic warning device with power failure message
- Horizontal and vertical transport depending on the arrangement of the suction cups
- Positioning of workpieces over longitudinal and transverse axes
- For smooth and structured surfaces
- Large-area panel materials of all kinds
- Furniture and containers
- "ACCU" version for "off mains" operation



**VacuBoyVario VBV-125KG**  
Handling of window units up to 4,000 mm in length



**VacuBoyVario VBV-250KG**  
Setting up plastic panels with a length of up to 8,000 mm



**VacuBoyVario VBV-125KG**  
Conversion of furniture components in the mobile home industry



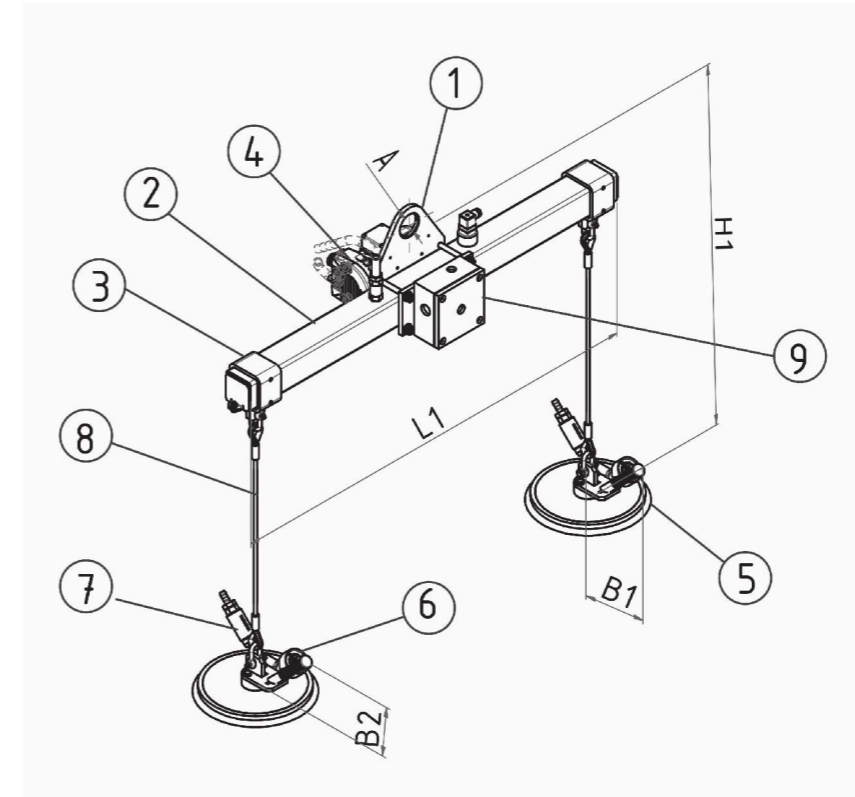
**VacuBoyVario VBV-125KG**  
Handling of completely prefabricated furniture parts in the final assembly

# VacuBoyVario VBV

## Technical specifications



**VacuBoy - product range**  
More about our VacuBoy product range and many application examples and videos can be found here. Scan the QR code to get started.



- 1 Suspension frame with suspension eye
- 2 Stringers with integrated vacuum reserve tank
- 3 Holder for wire suspension for suction cups
- 4 Vacuum pump with check valve
- 5 Suction pads, adjustable and clampable
- 6 Distribution line with vacuum filter and visual control vacuum gage
- 7 Vacuum valve for suction/release
- 8 Wire suspension with shackle
- 9 Electronic warning device EWV-0

Load (kg)	Type	Workpiece dimensions		Vacuum pump (m <sup>3</sup> /h)	Number Suction cups	L1 (mm)	B1 (mm)	B2 (mm)	H1 (mm)	A (mm)	Own weight (kg)
		min (mm)	max (mm)								
125	VBV80-2	800x400	2,500x1,250	T 4.8	2	1,800	800	600	470	80	50
	VBV80-4	800x400	3,000x1,500	T 4.8	4	3,000	1,200	900	470	80	60
250	VBV80-2	800x400	2,500x1,250	T 4.8	2	1,800	800	600	470	80	60
	VBV80-4	800x400	3,000x1,500	T 4.8	4	3,000	1,200	900	470	80	70
500	VBV80-2	800x400	2,500x1,250	T 4.8	2	1,800	800	600	470	80	70
	VBV80-4	800x400	3,000x1,500	T 4.8	4	3,000	1,200	900	470	80	80

# VacuBoyForker VBF

## For pallet trucks and forklift trucks up to 1.000 kg

### Setup and application

A specially developed vacuum lifter for use on forklift trucks or pallet trucks. The vacuum lifter is connected to the forks of the lifting device with the fork shoes and fixed screw connections. The power supply is self-sufficient via batteries or via the basic device. It is operated using a pendant control with spiral cable, which contains all functions.

- Power supply via forklift truck or pallet truck
- Acoustic warning device with power failure message
- Optional self-sufficient power supply by battery
- Horizontal transport of panel-shaped materials
- For smooth and structured surfaces
- Tilting and reversing version on request
- "BATT" and "ACCU" versions for off mains operation



**VacuBoyForker VBF-250KG-ACCU**  
For large plastic panels up to 3,000x1,500 mm



**VacuBoyForker VB-250KG**  
For moving sheet steel



**VacuBoyForker VBF-1000KG**  
For lifting and transporting aluminum panels up to 300 mm thick



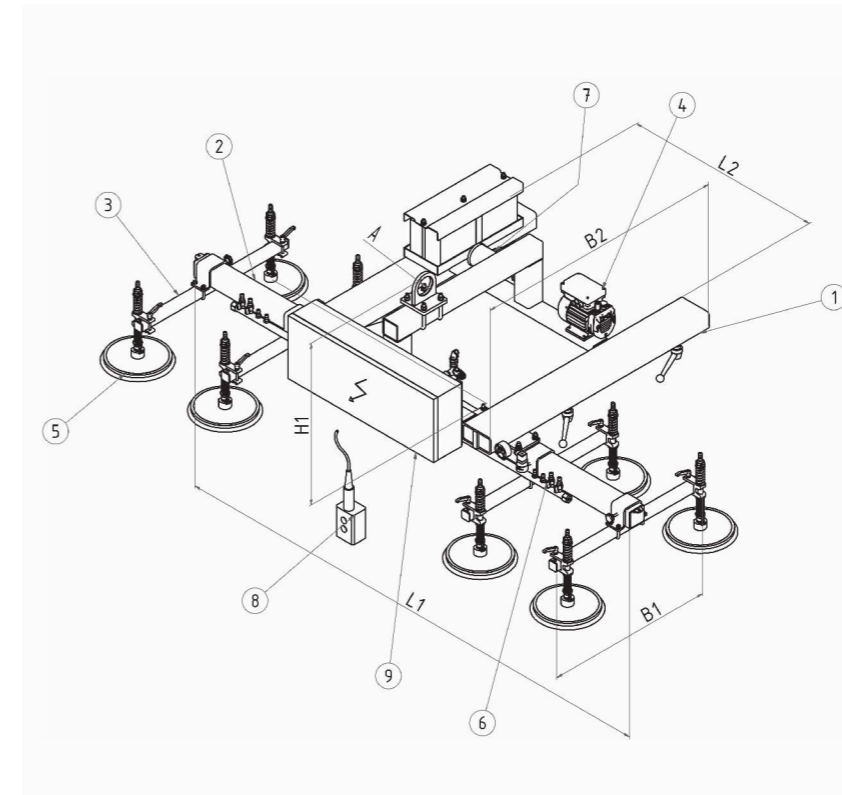
**VacuBoyForker VBF-250KG-BATT**  
With autonomously operating batteries for picking large-format metal sheets

# VacuBoyForker VBF

## Technical specifications



**VacuBoy - product range**  
More about our VacuBoy product range and many application examples and videos can be found here. Scan the QR code to get started.



- 1 Suspension frame with forklift shoes and battery pack, optionally with tilt drives
- 2 Stringers with integrated vacuum reserve tank
- 3 Crossbeams, adjustable and clampable
- 4 Vacuum pump with check valve
- 5 Suction pads, adjustable and clampable
- 6 Distribution line with vacuum filter and visual control vacuum gage
- 7 Vacuum valve for suction/release
- 8 Control unit with pendant control and spiral cable
- 9 Electronic warning device EW-0

Load (kg)	Type	Workpiece dimensions		Vacuum pump (m <sup>2</sup> /h)	Number Suction cups	L1 (mm)	B1 (mm)	B2 (mm)	H (mm)	A (mm)	Own weight (kg)
		min (mm)	max (mm)								
125	VBF80	1,000 x 1,000	2,000 x 1,000	TF 4.4	4	1,800	800	600	470	80	225
		2,000 x 1,000	4,000 x 2,000	TF 4.4	8	3,000	1,200	900	470	80	250
250	VBF80	1,000 x 1,000	2,000 x 1,000	TF 4.4	4	1,800	800	600	470	80	250
		2,000 x 1,000	4,000 x 2,000	TF 4.4	8	3,000	1,200	900	470	80	275
500	VBF80	1,000 x 1,000	2,000 x 1,000	TF 4.4	4	1,800	800	600	470	80	275
		2,000 x 1,000	4,000 x 2,000	TF 4.4	8	3,000	1,200	900	470	80	300
750	VBF100	2,000 x 1,000	2,500 x 1,250	TF 4.4	4	1,800	800	600	570	100	350
		2,500 x 1,250	4,000 x 2,000	TF 4.4	8	3,000	1,200	900	570	100	375
1,000	VBF100	2,000 x 1,000	2,500 x 1,250	TF 4.4	8	1,800	800	600	570	100	375

# VacuBoy VB

## Horizontal handling up to 2.000 kg

### Setup and application

The VacuBoy device series is suitable for the horizontal transport of all types of vacuum-tight panels. These devices are preferably used for loading and unloading CNC machines, but also for restacking and order picking. It is operated using an ergonomically designed control handle with all the necessary functions. A large number of options and special equipment enable optimal adaptation to your requirements.

- Power supply via cable with CEE plug
- Acoustic warning device with power failure message
- Horizontal transport of vacuum-sealed materials
- For smooth and structured surfaces
- Loading and unloading of CNC processing machines
- Stacking, transferring and picking of sheet material
- "ACCU" version for off mains operation up to 1,000 kg



**VacuBoy VB-500KG**  
For loading a CNC machine



**VacuBoy VB-750KG**  
Handling of large format sheets



**VacuBoy VB-250KG**  
Handling of wet stone slabs



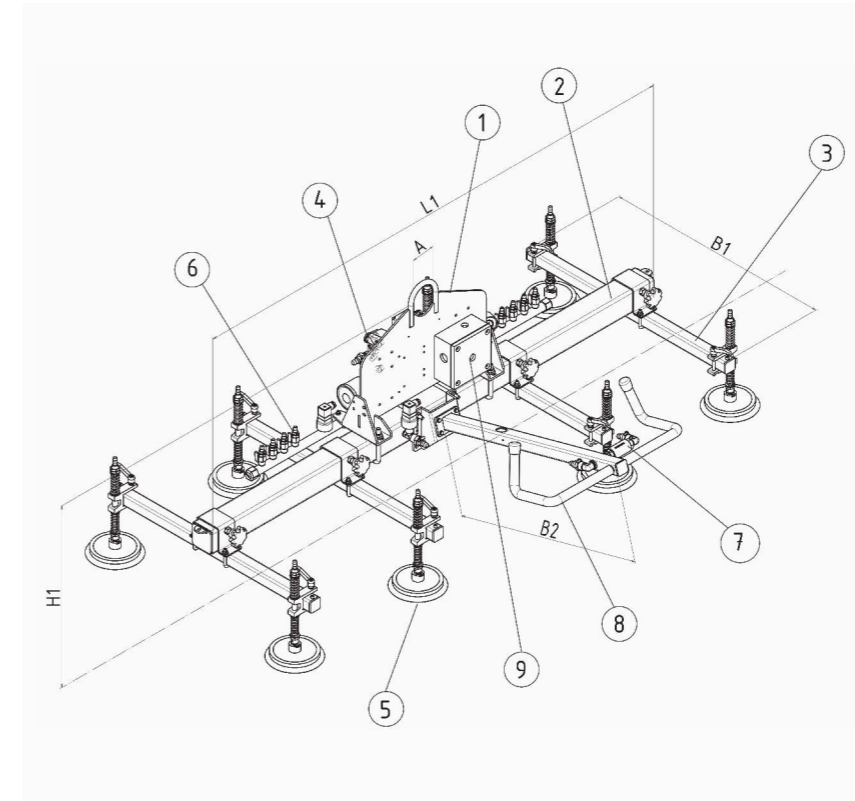
**VacuBoy VB-1000KG**  
Order picking of steel sheets

# VacuBoy VB

## Technical specifications



**VacuBoy - product range**  
More about our VacuBoy product range and many application examples and videos can be found here. Scan the QR code to get started.



- 1 Suspension frame with suspension eye
- 2 Stringers with integrated vacuum reserve tank
- 3 Crossbeams, adjustable and clampable
- 4 Vacuum pump with check valve
- 5 Suction pads, adjustable and clampable
- 6 Distribution line with vacuum filter and visual control vacuum gage
- 7 Vacuum valve for suction/release
- 8 Ergonomic manipulating handle
- 9 Electronic warning device EWV-0

Load (kg)	Type	Workpiece dimensions		Vacuum pump (m³/h)	Number Suction cups	L1 (mm)	B1 (mm)	B2 (mm)	H1 (mm)	A (mm)	Own weight (kg)
		min (mm)	max (mm)								
125	VB80	1,000 x 1,000	2,000 x 1,000	T 4.8	4	1,800	800	600	470	80	65
		2,000 x 1,000	4,000 x 2,000	T 4.8	8	3,000	1,200	900	470	80	75
250	VB80	1,000 x 1,000	2,000 x 1,000	T 4.8	4	1,800	800	600	470	80	70
		2,000 x 1,000	4,000 x 2,000	T 4.8	8	3,000	1,200	900	470	80	80
500	VB80	1,000 x 1,000	2,000 x 1,000	T 4.8	4	1,800	800	600	470	80	75
		2,000 x 1,000	4,000 x 2,000	T 4.8	8	3,000	1,200	900	470	80	85
750	VB100	2,000 x 1,000	2,500 x 1,250	T 4.8	4	1,800	800	600	570	100	90
		2,500 x 1,250	4,000 x 2,000	T 4.8	8	3,000	1,200	900	570	100	110
1,000	VB100	2,000 x 1,000	2,500 x 1,250	T 4.8	8	1,800	800	600	570	100	120
		2,500 x 1,250	4,000 x 2,000	T 4.8	12	3,000	1,200	900	570	100	130
1,250	VB100	2,000 x 1,000	2,500 x 1,250	T 4.16	8	1,800	800	600	570	100	130
		2,500 x 1,250	4,000 x 2,000	T 4.16	12	3,000	1,200	900	570	100	150
1,500	VB100	2,000 x 1,000	2,500 x 1,250	T 4.16	8	1,800	800	600	570	100	150
		2,500 x 1,250	4,000 x 2,000	T 4.16	12	3,000	1,200	900	570	100	160
2,000	VB100	2,000 x 1,000	2,500 x 1,250	T 4.16	12	1,800	800	600	570	100	280
		2,500 x 1,250	4,000 x 2,000	T 4.16	12	3,000	1,200	900	570	100	220

# VacuBoy VB-VERT

## Vertical handling up to 1.000 kg

### Setup and application

A vacuum lifter for the purely vertical transfer of upright panels. This means that standing plate rack systems can be operated and plates can be easily removed or put back. In addition, the devices are also suitable for assembly work where workpieces have to be installed upright, such as when installing windows.

- Power supply via cable with CEE plug
- Acoustic warning device with power failure message
- Handling standing loads in shelving systems
- "ACCU" version for "off mains" operation



**VacuBoy VB-VERT-125KG**  
For the assembly of front glass panes



**VacuBoy VB-VERT-250KG**  
For the final assembly of rear walls in the mobile home industry



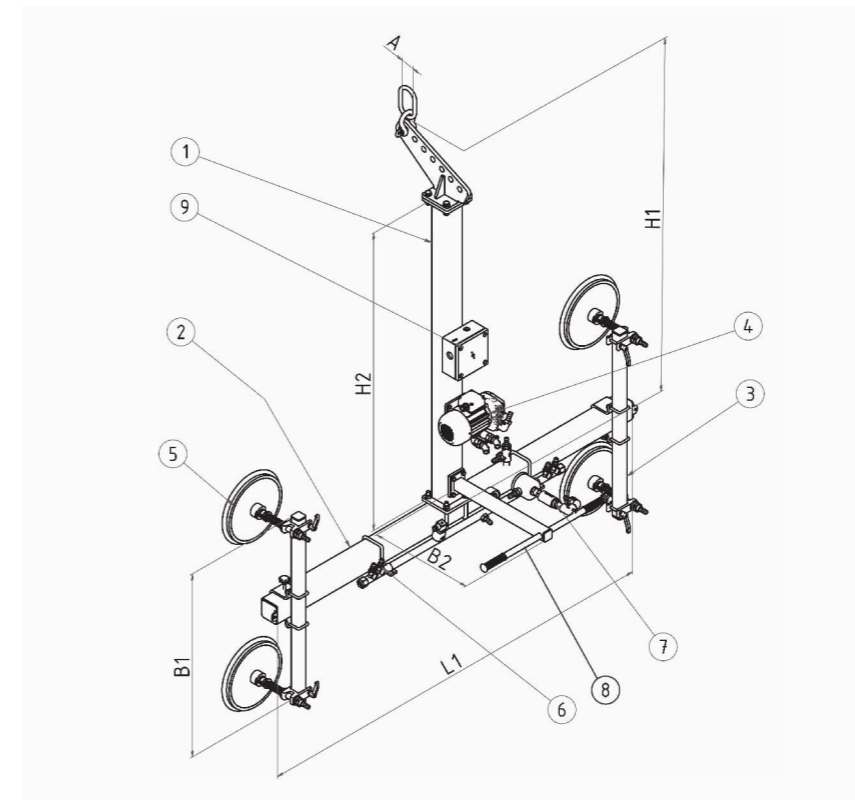
**Curious?**  
You can find more application videos on our YouTube channel. Just follow the QR code to #simplymovemore.

# VacuBoy VB-VERT

## Technical specifications



**VacuBoy - product range**  
More about our VacuBoy product range and many application examples and videos can be found here. Scan the QR code to get started.



- 1 Suspension frame with suspension eye and tilting unit
- 2 Stringers with integrated vacuum reserve tank
- 3 Crossbeams, adjustable and clampable
- 4 Vacuum pump with check valve
- 5 Suction pads, adjustable and clampable
- 6 Distribution line with vacuum filter and visual control vacuum gage
- 7 Vacuum valve for suction/release
- 8 Ergonomic manipulating handle
- 9 Electronic warning device EVW-0

Load (kg)	Type	Workpiece dimensions		Vacuum pump (m³/h)	Number Suction cups	L1 (mm)	B1 (mm)	B2 (mm)	H1 (mm)	H2 (mm)	H3 (mm)	A (mm)	Own weight (kg)
		min (mm)	max (mm)										
125	VB-VERT-2	1,000 x 1,000	2,000 x 1,000	T 4.8	2 x 230	1,800	800	250	1,000	750	400	80	85
	VB-VERT-4	2,000 x 1,000	4,000 x 2,000	T 4.8	4 x 170	2,000	1,200	250	1,500	1,250	600	80	90
250	VB-VERT-2	1,000 x 1,000	2,000 x 1,000	T 4.8	2 x 360	1,800	800	250	1,000	750	400	80	90
	VB-VERT-4	2,000 x 1,000	4,000 x 2,000	T 4.8	4 x 230	2,000	1,200	250	1,500	1,250	600	80	95
500	VB-VERT-4	1,000 x 1,000	2,000 x 1,000	T 4.8	4 x 360	1,800	800	250	1,000	750	400	80	100
	VB-VERT-8	2,000 x 1,000	4,000 x 2,000	T 4.8	8 x 290	2,000	1,200	250	1,500	1,250	600	80	110
750	VB-VERT-4	1,000 x 1,000	2,000 x 1,000	T 4.8	4 x 450	1,800	800	250	1,000	750	400	80	150
	VB-VERT-8	2,000 x 1,000	4,000 x 2,000	T 4.8	8 x 360	2,000	1,200	250	1,500	1,250	600	80	175
1,000	VB-VERT-4	1,250 x 1,250	2,000 x 1,250	T 4.8	4 x 540	1,800	800	250	1,000	750	400	80	200
	VB-VERT-8	2,000 x 1,000	4,000 x 2,000	T 4.8	8 x 360	2,000	1,200	250	1,500	1,250	600	80	250

# VacuBoy VB-VERT-180(E)

## Vertical rotation up to 1.000 kg

### Setup and application

A vertical vacuum lifter with an integrated rotary axis for rotating loads that have been suctioned by +/- 90°. This allows glass and window panes and other panel materials to be moved to the required installation or assembly position. The devices are available with a manual or electric rotary axis.

- Power supply via cable with CEE plug
- Acoustic warning device with power failure message
- Handling of glass and window components
- Accurate positioning for assembly work
- "ACCU" version for "off mains" operation



**VacuBoy VB-VERT-180-125KG**  
Handling of window components in pre-assembly



**VacuBoy VB-VERT-180E-250KG**  
With electric rotary drive in the production of multi-glazed window panes



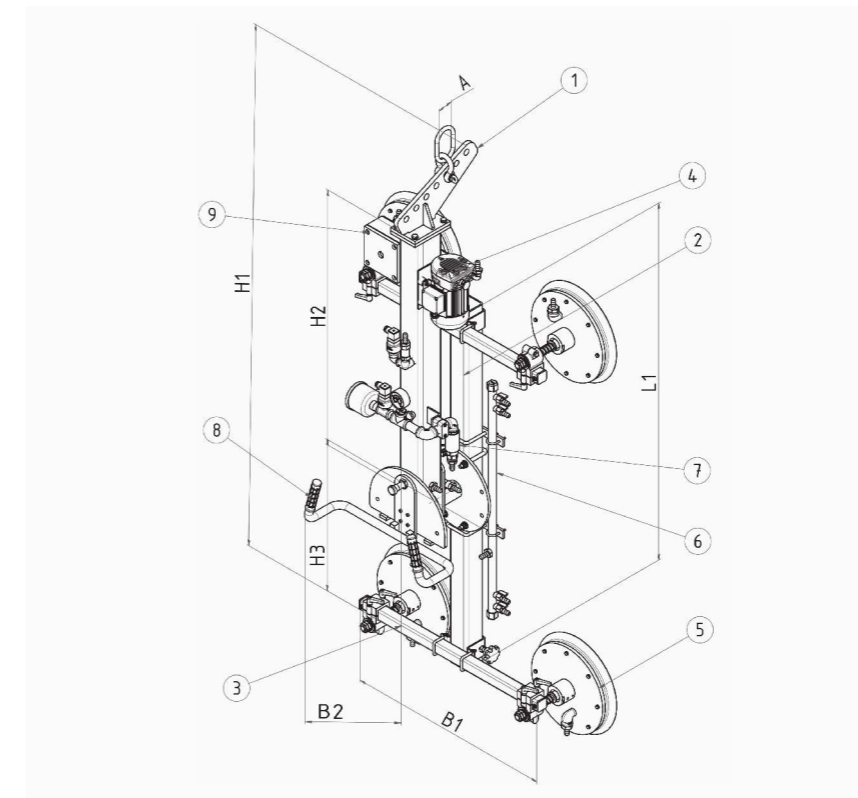
**VacuBoy VB-VERT-180-125KG**  
Handling of window components in the manufacturing process

# VacuBoy VB-VERT-180(E)

## Technical specifications



**VacuBoy - product range**  
More about our VacuBoy product range and many application examples and videos can be found here. Scan the QR code to get started.



- 1 Suspension frame with suspension eye and tilting unit
- 2 Stringers with integrated vacuum reserve tank
- 3 Crossbeams, adjustable and clampable
- 4 Vacuum pump with check valve
- 5 Suction pads, adjustable and clampable
- 6 Distribution line with vacuum filter and visual control vacuum gage
- 7 Vacuum valve for suction/release
- 8 Ergonomic manipulating handle
- 9 Electronic warning device EVW-0

Load (kg)	Type	Workpiece dimensions		Vacuum pump (m³/h)	Number Suction cups	L1 (mm)	B1 (mm)	B2 (mm)	H1 (mm)	H2 (mm)	H3 (mm)	A (mm)	Own weight (kg)
		min (mm)	max (mm)										
125	VB-VERT-180	1,000 x 1,000	2,000 x 1,000	T 4.8	4 x 170	1,800	800	250	2,300	1,400	900	80	125
	VB-VERT-180	2,000 x 1,000	4,000 x 2,000	T 4.8	8 x 120	3,000	1,200	250	3,500	2,000	1,500	80	150
250	VB-VERT-180E	1,000 x 1,000	2,000 x 1,000	T 4.8	4 x 170	1,800	800	250	2,300	1,400	900	80	200
	VB-VERT-180E	2,000 x 1,000	4,000 x 2,000	T 4.8	8 x 120	3,000	1,200	250	3,500	2,000	1,500	80	225
500	VB-VERT-180E	2,000 x 1,000	2,500 x 1,250	T 4.8	4 x 360	1,800	800	250	2,300	1,400	900	80	225
	VB-VERT-180E	2,500 x 1,250	4,000 x 2,000	T 4.8	8 x 290	3,000	1,200	250	3,500	2,000	1,500	80	250
750	VB-VERT-180E	2,000 x 1,000	2,500 x 1,250	T 4.8	4 x 450	1,800	800	250	2,300	1,400	900	100	250
	VB-VERT-180E	2,500 x 1,250	4,000 x 2,000	T 4.8	8 x 340	3,000	1,200	250	3,500	2,000	1,500	100	275
1,000	VB-VERT-180E	2,000 x 1,000	2,500 x 1,250	T 4.8	4 x 540	1,800	800	250	2,300	1,400	900	100	275
	VB-VERT-180E	2,500 x 1,250	4,000 x 2,000	T 4.8	8 x 360	3,000	1,200	250	3,500	2,000	1,500	100	300

# VacuBoy VB-90E

## Tilting up to 1.500 kg

### Setup and application

These vacuum lifters are used wherever vacuum-tight panels of all kinds have to be set up or moved. They are particularly suitable for stationary work machines or panel storage as well as restacking and relocating. It is operated using an ergonomically designed control handle with all the necessary functions. A large number of options and special equipment enable optimal adaptation to your requirements.

- Power supply via cable with CEE plug
- Acoustic warning device with power failure message
- Stepless tilting of vacuum-tight materials
- Tilting time approx. 15-30 s
- For smooth and structured surfaces
- Loading and unloading of CNC processing machines
- Stacking, transferring and picking of sheet material
- "ACCU" version for off mains operation up to 1,000 kg



**VacuBoy VB-90E-ACCU-125KG**

With double-jointed operating handle for the fitting of machine doors on CNC lathes



**VacuBoy VB-90E-125KG**

For tilting mobile home front units



**VacuBoy VB-90E-250KG**

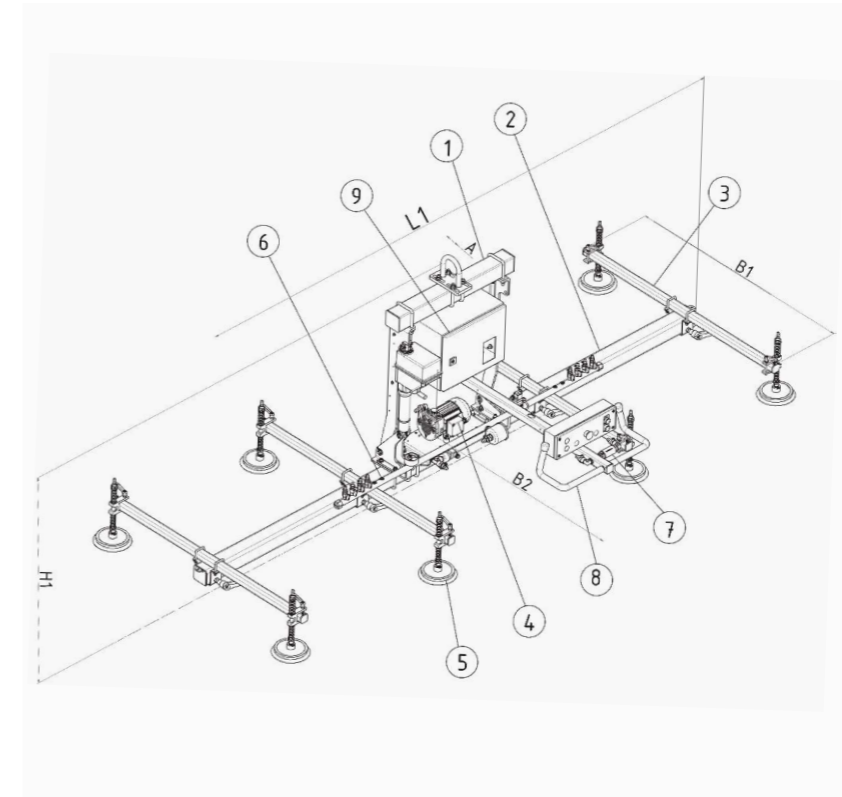
For large steel plates up to 4,000x2,000 mm

# VacuBoy VB-90E

## Technical specifications



**VacuBoy - product range**  
More about our VacuBoy product range and many application examples and videos can be found here. Scan the QR code to get started.



- 1 Suspension frame with tilting cylinder or tilting gear and suspension eye
- 2 Stringers with integrated vacuum reserve tank
- 3 Crossbeams, adjustable and clampable
- 4 Vacuum pump with check valve
- 5 Suction pads, adjustable and clampable
- 6 Distribution line with vacuum filter and visual control vacuum gage
- 7 Vacuum valve for suction/release
- 8 Ergonomic manipulating handle
- 9 Electronic warning device EW-0

Load (kg)	Type	Workpiece dimensions		Vacuum pump (m <sup>3</sup> /h)	Number Suction cups	L1 (mm)	B1 (mm)	B2 (mm)	H1 (mm)	A (mm)	Own weight (kg)
		min (mm)	max (mm)								
125	VB80	1,000 x 1,000	2,000 x 1,000	T 4.8	4	1,800	800	600	470	80	140
		2,000 x 1,000	4,000 x 2,000	T 4.8	8	3,000	1,200	900	470	80	160
250	VB80	1,000 x 1,000	2,000 x 1,000	T 4.8	4	1,800	800	600	470	80	150
		2,000 x 1,000	4,000 x 2,000	T 4.8	8	3,000	1,200	900	470	80	170
500	VB80	1,000 x 1,000	2,000 x 1,000	T 4.8	4	1,800	800	600	470	80	160
		2,000 x 1,000	4,000 x 2,000	T 4.8	8	3,000	1,200	900	470	80	180
750	VB100	2,000 x 1,000	2,500 x 1,250	T 4.8	4	1,800	800	600	570	100	200
		2,500 x 1,250	4,000 x 2,000	T 4.8	8	3,000	1,200	900	570	100	220
1,000	VB100	2,000 x 1,000	2,500 x 1,250	T 4.8	8	1,800	800	600	570	100	250
		2,500 x 1,250	4,000 x 2,000	T 4.8	12	3,000	1,200	900	570	100	275
1,250	VB100	2,000 x 1,000	2,500 x 1,250	T 4.16	8	1,800	800	600	570	100	375
		2,500 x 1,250	4,000 x 2,000	T 4.16	12	3,000	1,200	900	570	100	425
1,500	VB100	2,000 x 1,000	2,500 x 1,250	T 4.16	8	1,800	800	600	570	100	450
		2,500 x 1,250	4,000 x 2,000	T 4.16	12	3,000	1,200	900	570	100	500

# VacuBoy VB-90E-180(E)

## Tilting and turning up to 1.000 kg

### Setup and application

A vacuum lifter with an integrated rotary axis and tilt function. As a result, loads can be picked up both standing and lying down, and tilted and rotated into any position. The tilt function is electric and the rotation, depending on the load, is manual or electric. It is operated using the ergonomically positioned manipulation handle.

- Power supply via cable with CEE plug
- Acoustic warning device with power failure message
- Handling of glass and window components
- Accurate positioning for assembly work
- "ACCU" version for "off mains" operation



**VacuBoy VB-90E-180E-250KG**  
Electrical tilting and rotary drive for handling plate material



**VacuBoy VB-90E-180E-500KG**  
With electric tilt and rotary drive for handling window components



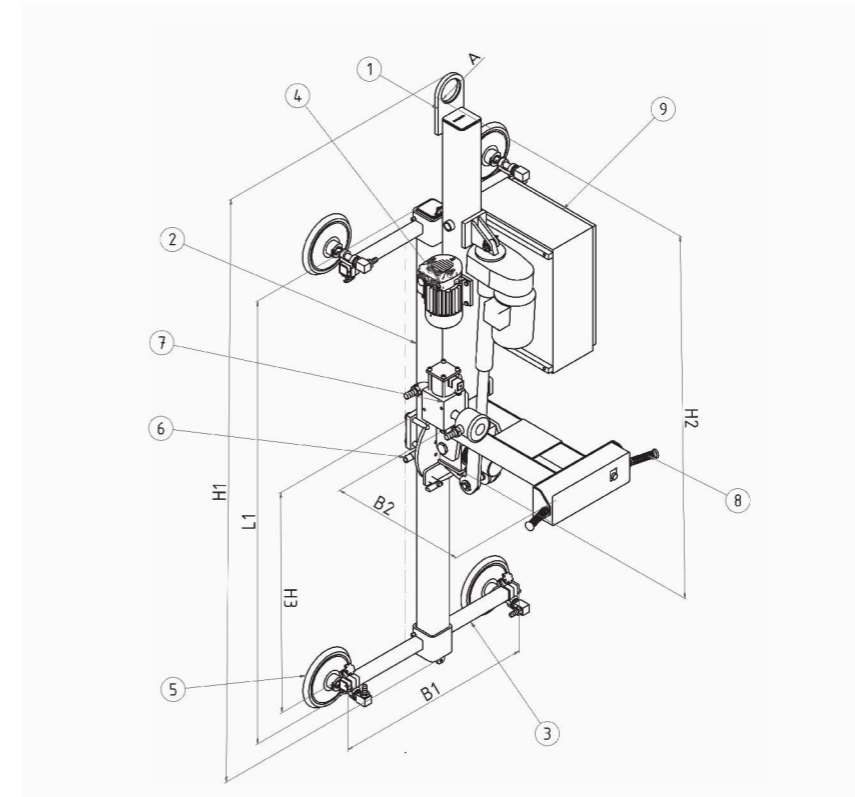
**VacuBoy VB-90E-180-125KG**  
With electric tilt drive and manual turning device in the production of window and door components

# VacuBoy VB-90E-180(E)

## Technical specifications



**VacuBoy - product range**  
More about our VacuBoy product range and many application examples and videos can be found here. Scan the QR code to get started.



- 1 Suspension frame with suspension eye and Turning and tilting unit
- 2 Stringers with integrated vacuum reserve tank
- 3 Crossbeams, adjustable and clampable
- 4 Vacuum pump with check valve
- 5 Suction pads, adjustable and clampable
- 6 Distribution line with vacuum filter and visual control vacuum gage
- 7 Vacuum valve for suction/release
- 8 Ergonomic manipulating handle
- 9 Electronic warning device EWV-0

Load (kg)	Type	Workpiece dimensions		Vacuum pump (m³/h)	Number Suction cups	L1 (mm)	B1 (mm)	B2 (mm)	H1 (mm)	H2 (mm)	H3 (mm)	A00 (mm)	Own weight (kg)
		min (mm)	max (mm)										
125	VBW-90E-180	1,000 x 1,000	2,000 x 1,000	T 4.8	4 x 170	1,800	800	600	1,550	1,250	900	80	200
	VBW-90E-180	2,000 x 1,000	4,000 x 2,000	T 4.8	8 x 120	3,000	1,200	900	2,050	1,750	1,500	80	225
	VBW-90E-180E	1,000 x 1,000	2,000 x 1,000	T 4.8	4 x 170	1,800	800	600	1,550	1,250	900	80	325
250	VBW-90E-180E	2,000 x 1,000	4,000 x 2,000	T 4.8	8 x 120	3,000	1,200	900	2,050	1,750	1,500	80	350
	VBW-90E-180	1,000 x 1,000	2,000 x 1,000	T 4.8	4 x 230	1,800	800	600	1,550	1,250	900	80	225
	VBW-90E-180	2,000 x 1,000	4,000 x 2,000	T 4.8	8 x 170	3,000	1,200	900	2,050	1,750	1,500	80	250
500	VBW-90E-180E	1,000 x 1,000	2,000 x 1,000	T 4.8	4 x 230	1,800	800	600	1,550	1,250	900	80	350
	VBW-90E-180E	2,000 x 1,000	4,000 x 2,000	T 4.8	8 x 170	3,000	1,200	900	2,050	1,750	1,500	80	375
	VBW-90E-180E	2,000 x 1,000	4,000 x 2,000	T 4.8	8 x 170	3,000	1,200	900	2,050	1,750	1,500	80	375
750	VBW-90E-180E	2,000 x 1,000	2,500 x 1,250	T 4.8	4 x 360	1,800	800	600	1,550	1,250	900	80	375
	VBW-90E-180E	2,500 x 1,250	4,000 x 2,000	T 4.8	8 x 290	1,800	1,200	900	2,050	1,750	1,500	80	375
1,000	VBW-90E-180E	2,000 x 1,000	2,500 x 1,250	T 4.8	4 x 450	1,800	800	600	1,550	1,250	900	100	450
	VBW-90E-180E	2,500 x 1,250	4,000 x 2,000	T 4.8	8 x 340	1,800	1,200	900	2,050	1,750	1,500	100	450
1,000	VBW-90E-180E	2,000 x 1,000	2,500 x 1,250	T 4.8	4 x 540	1,800	800	600	1,550	1,250	900	100	500
	VBW-90E-180E	2,500 x 1,250	4,000 x 2,000	T 4.8	8 x 360	1,800	1,200	900	2,050	1,750	1,500	100	550

# VacuBoy VB-180E

## Turning up to 1.500 kg

### Setup and application

These vacuum lifters are equipped with a co-rotating gear motor and are particularly suitable for supporting the assembly of heavy panels or for visual inspection stations where materials have to be examined from both sides. It is operated using an ergonomically designed control handle with all the necessary functions. A large number of options and special equipment enable optimal adaptation to your requirements.

- Stepless turning of vacuum-tight materials
- Acoustic warning device with power failure message
- Co-rotating gear motors with 30-45 s turning time
- For smooth and structured surfaces
- Double-sided surface treatment of workpieces
- Two-sided visual inspection of sensitive workpieces



**VacuBoy VB-180E-250KG**  
Reversing on steel plates standing on edge



**VacuBoy VB-180E-500KG**  
For large steel plates up to 4,000x2,000 mm



**VacuBoy VB-180E-50KG**  
In a low design via toothed rack for glass panes



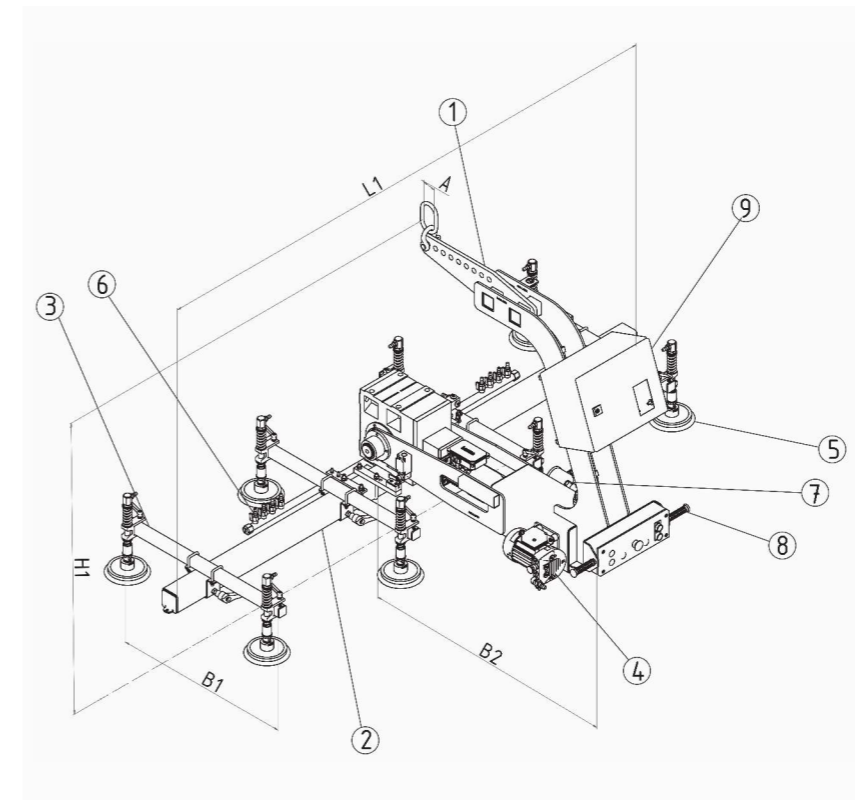
**VacuBoy VB-180E-250KG**  
For reversing and as an assembly aid for tail units for mobile homes

# VacuBoy VB-180E

## Technical specifications



**VacuBoy - product range**  
More about our VacuBoy product range and many application examples and videos can be found here. Scan the QR code to get started.



- 1 Suspension frame with co-rotating gear motor and suspension eye
- 2 Stringers with integrated vacuum reserve tank
- 3 Crossbeams, adjustable and clampable
- 4 Vacuum pump with check valve
- 5 Suction pads, adjustable and clampable
- 6 Distribution line with vacuum filter and visual control vacuum gage
- 7 Vacuum valve for suction/release
- 8 Ergonomic manipulating handle
- 9 Electronic warning device EWV-0

Load (kg)	Type	Workpiece dimensions		Vacuum pump (m³/h)	Number Suction cups	L1 (mm)	B1 (mm)	B2 (mm)	H (mm)	A (mm)	Own weight (kg)
		min (mm)	max (mm)								
125	VB80	1,000 x 1,000	2,000 x 1,000	T 4.8	4	1,800	800	600	470	80	200
		2,000 x 1,000	4,000 x 2,000	T 4.8	8	3,000	1,200	900	470	80	250
250	VB80	1,000 x 1,000	2,000 x 1,000	T 4.8	4	1,800	800	600	470	80	250
		2,000 x 1,000	4,000 x 2,000	T 4.8	8	3,000	1,200	900	470	80	300
500	VB80	1,000 x 1,000	2,000 x 1,000	T 4.8	4	1,800	800	600	470	80	300
		2,000 x 1,000	4,000 x 2,000	T 4.8	8	3,000	1,200	900	470	80	350
750	VB100	2,000 x 1,000	2,500 x 1,250	T 4.8	4	1,800	800	600	570	100	350
		2,500 x 1,250	4,000 x 2,000	T 4.8	8	3,000	1,200	900	570	100	400
1,000	VB100	2,000 x 1,000	2,500 x 1,250	T 4.8	8	1,800	800	600	570	100	400
		2,500 x 1,250	4,000 x 2,000	T 4.8	12	3,000	1,200	900	570	100	500
1,250	VB100	2,000 x 1,000	2,500 x 1,250	T 4.8	8	1,800	800	600	570	100	500
		2,500 x 1,250	4,000 x 2,000	T 4.8	12	3,000	1,200	900	570	100	600
1,500	VB100	2,000 x 1,000	2,500 x 1,250	T 4.8	8	1,800	800	600	570	100	600
		2,500 x 1,250	4,000 x 2,000	T 4.8	12	3,000	1,200	900	570	100	700

# VacuBoySystem VBS

## For large panels up to 6.000 kg

### Setup and application

These robust vacuum lifters are designed for the horizontal transport of large-area, vacuum-tight materials of all kinds. Due to the modular structure, they can be easily adapted to the existing requirements and thus ensure an efficient and safe work process. It is controlled either via an ergonomic control handle, via a pendant control or by radio.

- Weight-optimized supporting structure
- Acoustic warning device with power failure message
- Large, vacuum-tight panels up to 12,000 mm
- For smooth and structured surfaces
- Manually telescopic versions
- Stacking, transferring and picking of sheet material



**VacuBoySystem VBS-500kg**  
Transport of large aluminum panels up to 10,000x3,000 mm



**VacuBoySystem VBS-2500kg**  
With 4-point suspension for sheets up to 8,000x2,500x30 mm



**VacuBoySystem VBS-500kg**  
In a flat design and with pivoting lower gripper as a safety precaution for transport over people



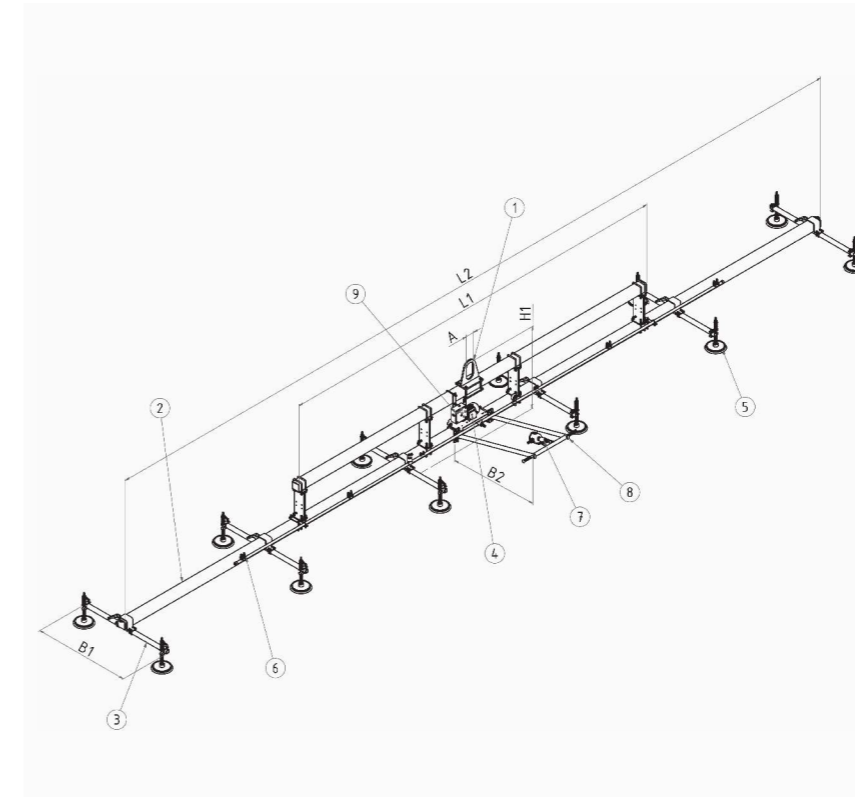
**VacuBoySystem VBS.-1000kg-TEL**  
With telescopic side members with lengths of 6,000 to 10,000 mm

# VacuBoySystem VBS

## Technical specifications



**VacuBoy - product range**  
More about our VacuBoy product range and many application examples and videos can be found here. Scan the QR code to get started.



- 1 Suspension bearer with 1-point or 2-point attachment
- 2 Stringer with integrated vacuum reserve tank, optionally in a telescopic version
- 3 Crossbeams, adjustable and clampable
- 4 Vacuum pump with check valve
- 5 Suction pads, adjustable and clampable
- 6 Distribution line with vacuum filter and visual control vacuum gage
- 7 Vacuum valve for suction/release
- 8 Ergonomic manipulating handle
- 9 Electronic warning device EVW-0

Load (kg)	Type	Workpiece dimensions		Vacuum pump (m³/h)	Number Suction pads	Number of suspension eyes	L1 (mm)	L2 (mm)	B1 (mm)	B2 (mm)	H1 (mm)	A (mm)	Own weight (kg)
		min (mm)	max (mm)										
500	VBS80	4,000x1,000	6,000x2,000	T 4.8	8	1	3,000	5,000	1,200	900	850	100	350
		4,000x1,000	12,000x3,000	T 4.8	12	2	6,000	10,000	1,800	1,200	850	100	400
1,000	VBS100	4,000x1,000	6,000x2,000	T 4.8	8	1	3,000	5,000	1,200	900	950	100	400
		4,000x1,000	12,000x3,000	T 4.8	12	2	6,000	10,000	1,800	1,200	950	100	450
2,000	VBS100	4,000x1,000	6,000x2,000	T 4.16	8	1	3,000	5,000	1,200	900	950	100	450
		4,000x1,000	12,000x3,000	T 4.16	12	2	6,000	10,000	1,800	1,200	950	100	500
3,000	VBS120	4,000x1,000	6,000x2,000	T 4.25	12	1	3,000	5,000	1,200	900	1050	120	800
		4,000x1,000	12,000x3,000	T 4.25	16	2	6,000	10,000	1,800	1,200	1050	120	900
4,000	VBS120	4,000x1,000	6,000x2,000	T 4.25	12	1	3,000	5,000	1,200	900	1050	120	850
		4,000x1,000	12,000x3,000	T 4.25	16	2	6,000	10,000	1,800	1,200	1050	120	950
5,000	VBS140	4,000x1,000	6,000x2,000	T 4.40	12	1	3,000	5,000	1,200	900	1150	140	1,200
		4,000x1,000	12,000x3,000	T 4.40	16	2	6,000	10,000	1,800	1,200	1150	140	1,400
6,000	VBS140	4,000x1,000	6,000x2,000	T 4.40	12	1	3,000	5,000	1,200	900	1150	140	1,400
		4,000x1,000	12,000x3,000	T 4.40	16	2	6,000	10,000	1,800	1,200	1150	140	1,600

# VacuBoySystem VBS-90E

## Tilting of large panels up to 3.000 kg

### Setup and application

The tilting version is used wherever large panels have to be set up or picked up in an upright position and laid down horizontally. Robust and durable tilt drives support stepless tilting and any holding position. Due to the modular design, the vacuum lifters can be individually adapted and ensure maximum productivity. It is controlled either via an ergonomic control handle, via a pendant control or by radio.

- Weight-optimized supporting structure
- Acoustic warning device with power failure message
- Large dimensioned tilt drives with 15-25 s tilting time
- Large, vacuum-tight panels up to 12,000 mm
- For smooth and structured surfaces
- Manually telescopic versions
- Stacking, transferring and picking of sheet material
- Assembly support in container or truck construction



**VacuBoySystem VBS-90E-2.500kg-TEL**  
Telescopic version for lengths of 6,000-12,000 mm



**VacuBoySystem VBS-90E-1000kg**  
For the assembly support of truck side parts up to 12,000 mm in length



**VacuBoySystem VBS-90E-750kg-TEL**  
For sandwich components with lengths of 6,000-10,000 mm



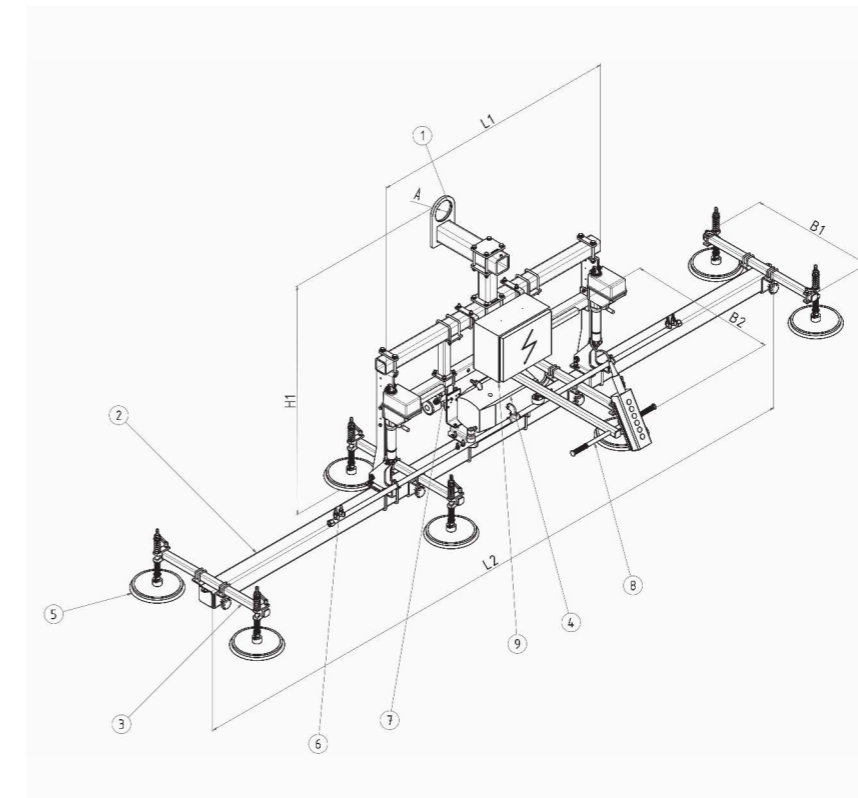
**VacuBoySystem VBS-90E-1500KG**  
For tilting of coated panels

# VacuBoySystem VBS-90E

## Technical specifications



**VacuBoy - product range**  
More about our VacuBoy product range and many application examples and videos can be found here. Scan the QR code to get started.



- 1 Suspension beam with tilt drives and 1-point or 2-point suspension
- 2 Stringers with integrated vacuum reserve tank optionally in a telescopic version
- 3 Crossbeams, adjustable and clampable
- 4 Vacuum pump with check valve
- 5 Suction pads, adjustable and clampable
- 6 Distribution line with vacuum filter and visual control vacuum gage
- 7 Vacuum valve for suction/release
- 8 Ergonomic manipulating handle
- 9 Electronic warning device EVW-0

Load (kg)	Type	Workpiece dimensions		Vacuum pump (m³/h)	Number Suction pads	Number of suspension eyes	L1 (mm)	L2 (mm)	B1 (mm)	B2 (mm)	H1 (mm)	A (mm)	Own weight (kg)
		min (mm)	max (mm)										
500	VBS80-90E	4,000x1,000	6,000x2,000	T 4.8	8	1	3,000	5,000	1,200	900	1,100	100	300
		4,000x1,000	12,000x3,000	T 4.8	12	2	6,000	10,000	1,800	1,200	1,100	100	350
1,000	VBS100-90E	4,000x1,000	6,000x3,000	T 4.8	8	1	3,000	5,000	1,200	900	1,100	100	500
		4,000x1,000	12,000x2,000	T 4.8	12	2	6,000	10,000	1,800	1,200	1,100	100	600
1,500	VBS120-90E	4,000x1,000	6,000x3,000	T 4.16	8	1	3,000	5,000	1,200	900	1,100	100	900
		4,000x1,000	12,000x3,000	T 4.16	12	2	6,000	10,000	1,800	1,200	1,100	100	1,000
2,000	VBS120-90E	4,000x1,000	6,000x3,000	T 4.16	8	1	3,000	5,000	1,200	900	1,100	100	1,250
		4,000x1,000	12,000x2,000	T 4.16	12	2	6,000	10,000	1,800	1,200	1,100	100	1,500
2,500	VBS140-90E	4,000x1,000	6,000x3,000	T 4.25	12	1	3,000	5,000	1,200	900	1,200	120	1,500
		4,000x1,000	12,000x3,000	T 4.25	16	2	6,000	10,000	1,800	1,200	1,200	120	1,750
3,000	VBS140-90E	4,000x1,000	6,000x3,000	T 4.25	12	1	3,000	5,000	1,200	900	1,200	120	1,750
		4,000x1,000	12,000x3,000	T 4.25	16	2	6,000	10,000	1,800	1,200	1,200	120	2,000

# VacuGiant VG

Horizontal transport of heavy loads up to 50.000 kg

## Setup and application

Heavy-duty traverse made of a robust welded steel construction, which is also designed as a safety accumulator, which ensures the shortest suction times and a high level of operational safety. Depending on the requirements, the crossbeams can be equipped with 1, 2 or 4-point suspension. Large-area suction pads with elastomer suspension provide the necessary support and even load distribution. The vacuum is controlled by a pendant switch or radio.

- Robust steel construction with oversized vacuum reserve tank
- Acoustic and optical warning device with siren and lights
- With spring plunger or chain suspension
- For smooth and structured surfaces
- Manually and electrically telescopic versions
- Group switching for different plate dimensions
- Stacking, transferring and picking of sheet material
- In steel and aluminum rolling mills as well as in outdoor areas



**VacuGiant VG-12000KG-TEL**  
Electrically telescopic vacuum traverse for loading a horizontal bar



**VacuGiant VG-25000KG**  
With double-row suction pad arrangement for sheets up to 20000 x 3000 x 50 mm



**VacuGiant VG-25000KG**  
For moving large-format sheets up to 20,000 x 3,500 x 50 mm



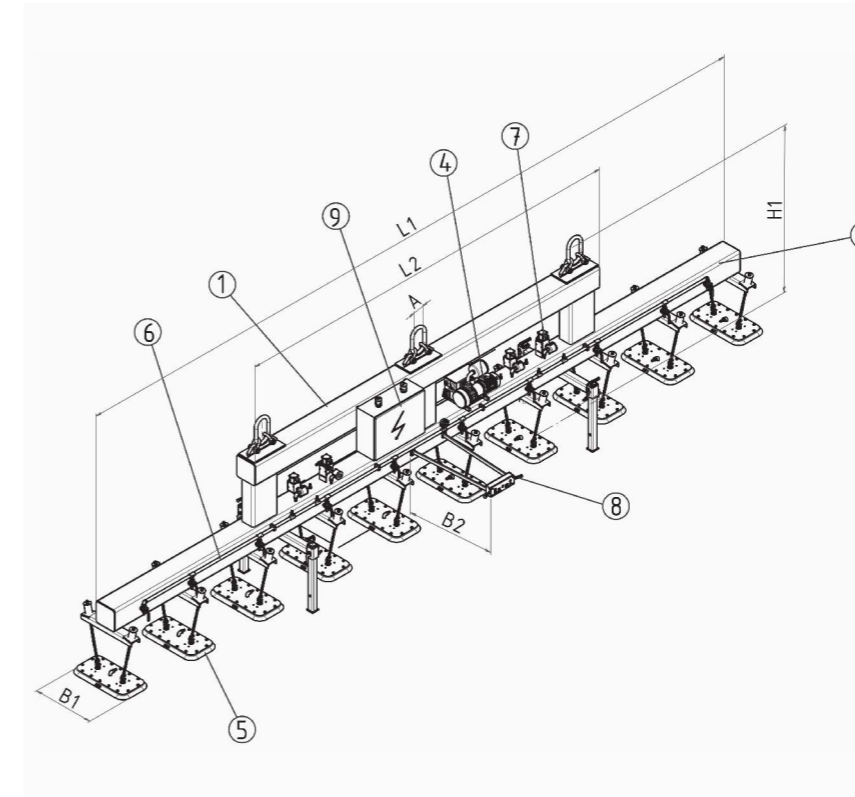
**VacuGiant VG-5000KG**  
Transport of blank aluminum panels up to 36,000 mm long for the wing production of the Airbus A380

# VacuGiant VG

## Technical specifications



**VacuGiant product range**  
You can find more about our VacuGiant product range and many application examples and videos here. Just scan the QR code and get started.



- 1 Suspension beam with 1-point to 4-point attachment
- 2 Stringer with integrated vacuum reserve tank, optionally in a telescopic version
- 3 Crossbeam, fixed or adjustable and clampable
- 4 Vacuum pump with check valve
- 5 Suction pads, fixed or adjustable and clampable
- 6 Distribution line with vacuum filter and visual control vacuum gage
- 7 Vacuum valve for suction/release
- 8 Ergonomic manipulating handle
- 9 Electronic warning device EVW-III

Load (kg)	Type	Workpiece dimensions		Vacuum pump (m³/h)	Suction pads	Suspension eyes	L1 (mm)	L2 (mm)	B1 (mm)	H1 (mm)	A (mm)	Own weight (kg)
		min (mm)	max (mm)									
5,000	VG160	6,000x1,000	24,000x4,000	0.40	4/-8	1/-2	4,000/-22,000	3,000/-16,000	1,000/-2,200	800/-1,400	140	750/-1,250
7,500	VG160	6,000x1,000	24,000x4,000	0.40	6/-12	1/-2	4,000/-22,000	3,000/-16,000	1,000/-2,200	800/-1,400	140	1,000/-1,500
10,000	VG200	6,000x1,000	24,000x4,000	0.63	8/-16	1/-2	4,000/-22,000	3,000/-16,000	1,000/-2,200	800/-1,400	160	1,500/-2,000
15,000	VG200	6,000x1,000	24,000x4,000	0.63	12/-24	1/-2	4,000/-22,000	3,000/-16,000	1,000/-2,200	1,000/-1,600	160	1,750/-2,250
20,000	VG300	6,000x1,000	24,000x4,000	0,100	16/-32	1/-2	4,000/-22,000	3,000/-16,000	1,000/-2,200	1,000/-1,600	200	3,000/-3,500
25,000	VG300	6,000x1,000	24,000x4,000	0,100	20/-40	2/-4	4,000/-22,000	3,000/-16,000	1,000/-2,200	1,000/-1,600	200	3,500/-4,000
30,000	VG300	6,000x1,000	24,000x4,000	0,160	24/-48	2/-4	4,000/-22,000	3,000/-16,000	1,000/-2,200	1,200/-1,800	220	3,750/-4,250
35,000	VG300	6,000x1,000	24,000x4,000	0,160	28/-52	2/-4	4,000/-22,000	3,000/-16,000	1,000/-2,200	1,200/-1,800	220	4,000/-4,500
40,000	VG300	6,000x1,000	24,000x4,000	0,250	32/-64	2/-4	4,000/-22,000	3,000/-16,000	1,000/-2,200	1,200/-1,800	240	4,250/-4,750
45,000	VG400	6,000x1,000	24,000x4,000	0,250	36/-72	2/-4	4,000/-22,000	3,000/-16,000	1,000/-2,200	1,200/-1,800	240	5,000/-6,000
50,000	VG400	6,000x1,000	24,000x4,000	0,250	40/-80	2/-4	4,000/-22,000	3,000/-16,000	1,000/-2,200	1,200/-1,800	260	5,500/-6,500

# VacuGiant VG-90E

## Tilting heavy loads up to 7.500 kg

### Setup and application

Heavy-duty traverse made of a robust welded steel construction, which is also designed as a safety accumulator, which ensures the shortest suction times and a high level of operational safety. The robust and large dimensioned co-rotating tilt drives ensure that the loads are moved safely and quickly. Large-area suction pads with elastomer suspension provide the necessary support and even load distribution. The vacuum is controlled by a pendant switch or radio.

- Rugged steel construction with oversized vacuum reserve tank
- Acoustic and optical warning device with siren and lights
- Large dimensioned tilt drives with 15-30 s tilting time
- For smooth and structured surfaces
- Telescopic version for different panel lengths
- Group switching for different plate dimensions
- Stacking, transferring and picking of sheet material
- Assembly aids in container and shipbuilding



**VacuGiant VG-90E-2500KG**  
For truck side parts up to 13,500 mm in length



**VacuGiant VG-90E-7500KG**  
For large steel plates up to 4,000x2,000 mm



**VacuGiant VG-90E-3500**  
For tilting wooden boards up to 250 mm thick



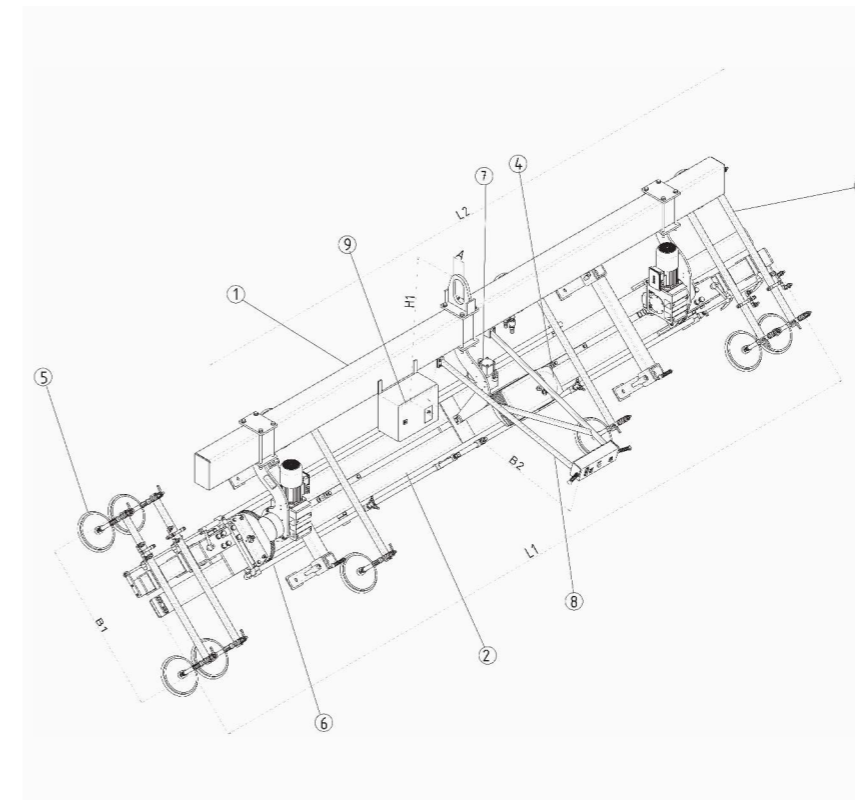
**VacuGiant VG-90E-2500KG**  
With 2 blower speeds in the final assembly of wooden containers

# VacuGiant VG-90E

## Technical specifications



**VacuGiant product range**  
You can find more about our VacuGiant product range and many application examples and videos here. Just scan the QR code and get started.



- 1 Suspension beam with tilt drives and 1-point to 4-point suspension
- 2 Stringer with integrated vacuum reserve tank, optionally in a telescopic version
- 3 Crossbeams, adjustable and clampable
- 4 Vacuum pump with check valve
- 5 Suction pads, adjustable and clampable
- 6 Distribution line with vacuum filter and visual control vacuum gage
- 7 Vacuum valve for suction/release
- 8 Ergonomic manipulating handle
- 9 Electronic warning device EWV-0

Load (kg)	Type	Workpiece dimensions		Vacuum pump (m³/h)	Suction pads	Suspension eyes	L1 (mm)	L2 (mm)	B1 (mm)	H1 (mm)	A (mm)	Own weight (kg)
		min (mm)	max (mm)									
2,500	VG200	6,000x1,000	16,000x4,000	0.40	8/-16	1/-2	4,000/-22,000	3,000/-16,000	1,000/-2,200	800/-1,400	160	2,000/-2,500
3,500	VG200	6,000x1,000	16,000x4,000	0.40	8/-16	1/-2	4,000/-22,000	3,000/-16,000	1,000/-2,200	800/-1,400	160	2,250/-2,750
4,500	VG200	6,000x1,000	16,000x4,000	0.63	8/-16	1/-2	4,000/-22,000	3,000/-16,000	1,000/-2,200	800/-1,400	160	2,500/-3,000
5,500	VG300	6,000x1,000	16,000x4,000	0.63	8/-16	1/-2	4,000/-22,000	3,000/-16,000	1,000/-2,200	800/-1,400	200	2,750/-3,250
6,500	VG300	6,000x1,000	16,000x4,000	0,100	8/-16	1/-2	4,000/-22,000	3,000/-16,000	1,000/-2,200	800/-1,400	200	3,000/-3,500
7,500	VG300	6,000x1,000	16,000x4,000	0,100	8/-16	1/-2	4,000/-22,000	3,000/-16,000	1,000/-2,200	800/-1,400	200	3,250/-3,750

# VacuGiant VG-180E

## Turning heavy loads up to 5.000 kg

### Setup and application

Heavy-duty traverse made of a robust welded steel construction, which is also designed as a safety accumulator, which ensures the shortest suction times and a high level of operational safety. Robust and durable, co-rotating reversing drives allow the loads to be turned quickly and safely. Large-area suction pads with elastomer suspension provide the necessary support and even load distribution. The vacuum is controlled by a pendant switch or radio.

- Rugged steel construction with oversized vacuum reserve tank
- Acoustic and optical warning device with siren and lights
- Large dimensioned reversing drives with 30-45 s reversing time
- For smooth and structured surfaces
- Telescopic version for different panel lengths
- Group switching for different plate dimensions
- Stacking, transferring and picking of sheet material
- Assembly aids in container and shipbuilding



**VacuGiant VG-180E-5000KG**  
Turning solid wood panels up to 12,000 x 3,500 x 100 mm



**VacuGiant VG-180E-1500KG**  
With balancing suspension and forklift shoes for turning plastic panels with dimensions of up to 16,000 x 3,500 x 10 mm



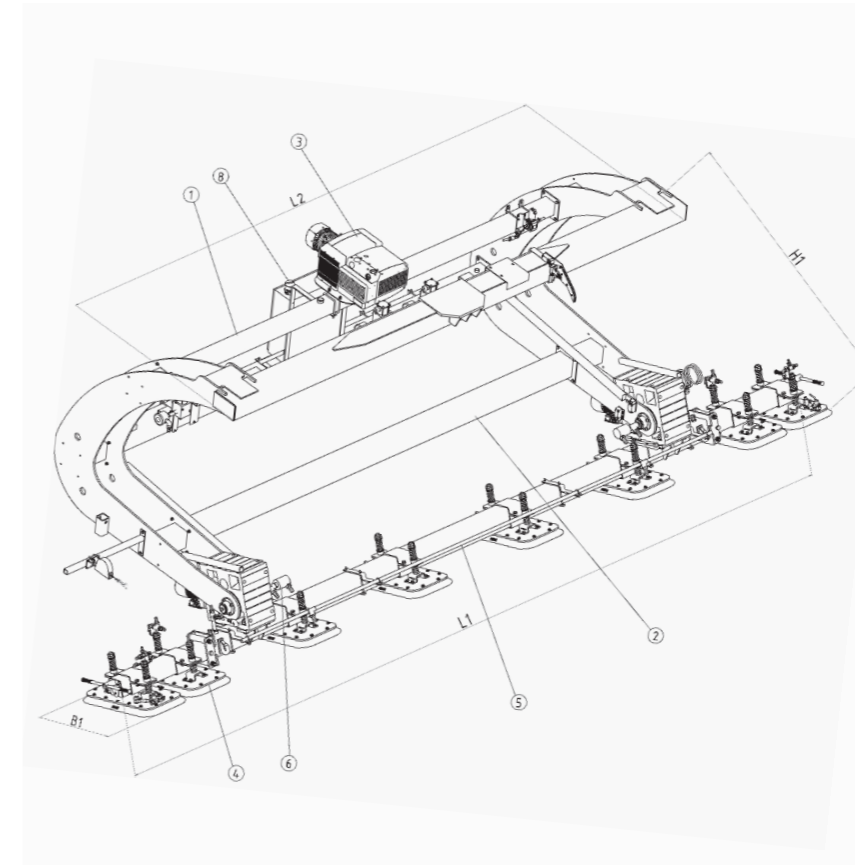
**VacuGiant VG-180E-10000/2500KG**  
With outrigger arms for turning 2,5000 kg wooden panels and horizontal transport of 10,000 kg concrete floor panels

# VacuGiant VG-180E

## Technical specifications



**VacuGiant product range**  
You can find more about our VacuGiant product range and many application examples and videos here. Just scan the QR code and get started.



- 1 Suspension beam with reversing drives and 1-point to 4-point suspension
- 2 Stringers with integrated vacuum reserve tank optionally in a telescopic version
- 3 Crossbeams, adjustable and clampable
- 4 Vacuum pump with check valve
- 5 Suction pads, adjustable and clampable
- 6 Distribution line with vacuum filter and visual control vacuum gage
- 7 Vacuum valve for suction/release
- 8 Ergonomic manipulating handle
- 9 Electronic warning device EW-0

Load (kg)	Type	Workpiece dimensions		Vacuum pump (m³/h)	Suction pads	Suspension eyes	L1 (mm)	L2 (mm)	B1 (mm)	H1 (mm)	A (mm)	Own weight (kg)
		min (mm)	max (mm)									
2,000	VG160	6,000x1,000	24,000x4,000	0.25	4/-8	1/-2	4,000/-22,000	3,000/-16,000	1,000/-2,200	800/-1,400	140	2,500/-3,000
3,000	VG160	6,000x1,000	24,000x4,000	0.25	6/-12	1/-2	4,000/-22,000	3,000/-16,000	1,000/-2,200	800/-1,400	140	2,750/-3,250
4,000	VG200	6,000x1,000	24,000x4,000	0.40	8/-16	1/-2	4,000/-22,000	3,000/-16,000	1,000/-2,200	800/-1,400	160	3,000/-3,500
5,000	VG200	6,000x1,000	24,000x4,000	0.40	8/-16	1/-2	4,000/-22,000	3,000/-16,000	1,000/-2,200	1,000/-1,600	160	3,250/-3,750

# VacuGiant VG

## Applications in practice



**VacuGiant VG-12000KG-TEL**  
Motorized, extendable heavy-duty traverse for sheet metal from 8,000 - 14,000 mm when retracted



**VacuGiant VG-5000KG-TEL**  
Combination traverse for the transport of individual sheets with vacuum as well as complete bundles of sheets



**VacuGiant VG-12000KG-TEL**  
Electrically extendable vacuum traverse for sheets from 8,000 - 14,000 mm with additional package grippers



**VacuGiant VG-12000KG-TEL**  
Electrical extensible vacuum traverse with package grippers for picking up several sheets at the same time



**VacuGiant VG-18000KG**  
Heavy-duty traverse for transporting glass blanks for telescope mirrors with a diameter of up to 6,000 mm



**VacuGiant VG-12000KG-TEL**  
In low and telescopic design for aluminum sheets up to 14,000x3,000x100 mm

# VacuGiant VG

## Applications in practice



**More application videos**  
Visit our website for many more application examples and videos. Simply scan the QR code and #simplymovemore.



**VacuGiant VG-VG90-2500KG**  
Tilting traverse with slewing gear for the assembly support of truck bodies



**VacuGiant VG-90E-2500KG**  
Electrically tiltable vacuum lifter for sandwich elements with a length of up to 12,000 mm



**VacuGiant VG-90E-2500KG**  
In the final assembly of room modules made of wood components



**VacuGiant VG-25000KG**  
With double-row suction plate arrangement for the transport of sheet steel up to dimensions of 14,000 x 3,000 mm



**VacuGiant VG-5000KG**  
For the transport of up to 36,000 mm long aluminum plates for the production of wing elements for the Airbus A380



**VacuGiant VG-12000KG**  
With single-row suction plate arrangement for sheet steel up to 20,000 x 3,500 x 50 mm

# VacuCoil VC

Horizontal transport of strip steel rings and coils up to 5.000 kg

## Setup and application

A vacuum lifter individually adapted to your requirements for moving, picking or relocating coils. The vacuum lifters can be equipped with several suction chambers and can therefore be precisely adapted to your individual production processes. Powerful vacuum generators also guarantee safe transport of coils with loose winding tension. It is operated using an ergonomic control handle with all the necessary control functions.

- Robust, weight-optimized steel construction
- Individually adapted suction plates and suction chambers
- High level of operational reliability thanks to special, replaceable seals
- Acoustic warning device with power failure message
- Plexiglas version or viewing window for centric positioning
- Suction chambers that can be switched on and off for diameter adjustment
- Transfer, storage and retrieval or order picking




**VacuCoil VC-500KG**  
For restacking strip steel rings with diameters of 600-1,250 mm and widths of up to 150 mm



**VacuCoil VC-500KG**  
With plexiglass suction plate for simple centric placement on the split band rings



**VacuCoil VC-500KG**  
With a total of 5 suction chambers for accommodating coils with a diameter of 400-1,400 mm



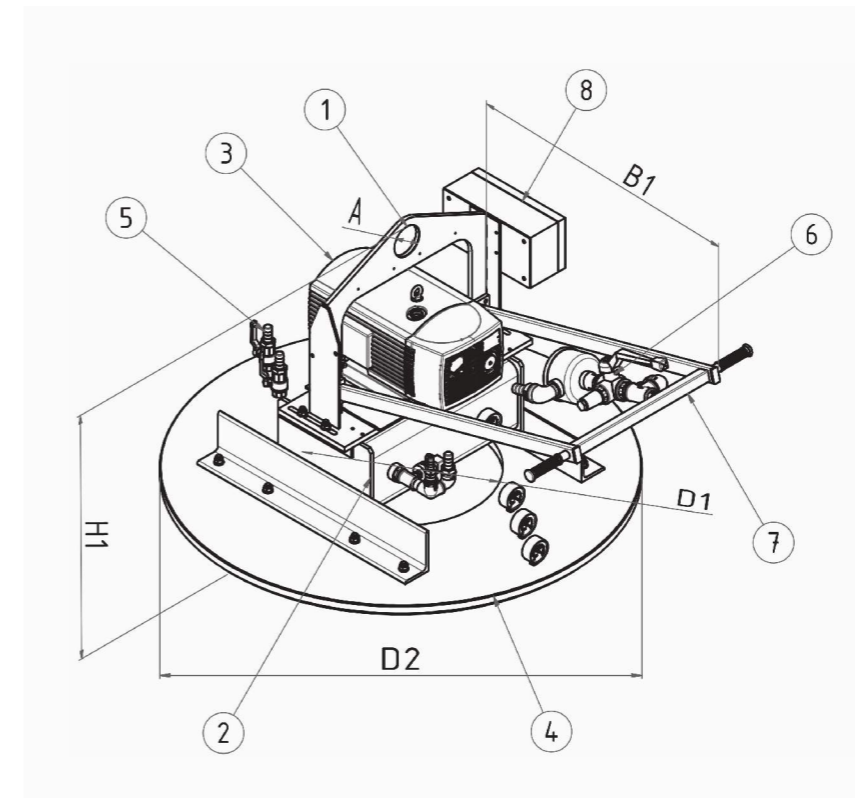
**VacuCoil VC-500KG**  
With a flattened suction plate for depositing sucked coils with different diameters with precise edges.

# VacuCoil VC

## Technical specifications



**VacuCoil product range**  
More about our VacuCoil product range and many application examples and videos can be found here. Just scan the QR code and get started.



- 1 Suspension frame with suspension eye
- 2 Vacuum reserve tank
- 3 Vacuum pump with check valve
- 4 Suction plate with individually adapted suction chambers
- 5 Distribution line with vacuum filter and visual control vacuum gage
- 6 Vacuum valve for suction/release
- 7 Ergonomic manipulating handle
- 8 Electronic warning device EW-0

Load (kg)	Type	Coil diameter		Coil height (mm)	Vacuum pump (m³/h)	Suction chambers	D1	D2	B1 (mm)	H1 (mm)	A (mm)	Own weight (kg)
		internal (mm)	external (mm)				internal (mm)	external (mm)				
250	VC-	100 - 500	350 - 2,500	25 - 1,000	16 - 40	1 - 8	75 - 450	400 - 2,650	600/-1,200	700 - 1,000	100	125 - 175
500	VC-	100 - 500	350 - 2,500	25 - 1,000	16 - 40	1 - 8	75 - 450	400 - 2,650	600/-1,200	700 - 1,000	100	150 - 200
750	VC-	100 - 500	350 - 2,500	25 - 1,000	16 - 40	1 - 8	75 - 450	400 - 2,650	600/-1,200	700 - 1,000	100	175 - 225
1,000	VC-	100 - 500	350 - 2,500	25 - 1,000	25 - 63	1 - 8	75 - 450	400 - 2,650	600/-1,200	700 - 1,000	100	200 - 250
1,500	VC-	100 - 500	350 - 2,500	25 - 1,000	25 - 63	1 - 8	75 - 450	400 - 2,650	600/-1,200	700 - 1,000	100	250 - 300
2,000	VC-	100 - 500	350 - 2,500	25 - 1,000	25 - 63	1 - 8	75 - 450	400 - 2,650	600/-1,200	700 - 1,000	100	300 - 400
3,000	VC-	100 - 500	350 - 2,500	25 - 1,000	40 - 100	1 - 8	75 - 450	400 - 2,650	600/-1,200	1,000 - 1,500	160	400 - 500
4,000	VC-	100 - 500	350 - 2,500	25 - 1,000	63 - 160	1 - 8	75 - 450	400 - 2,650	600/-1,200	1,000 - 1,500	160	600 - 800
5,000	VC-	100 - 500	350 - 2,500	25 - 1,000	63 - 160	1 - 8	75 - 450	400 - 2,650	600/-1,200	1,000 - 1,500	160	800 - 1,000

# VacuCoil VC-90E

Tilting of strip steel rings and coils up to 2.500 kg

## Setup and application

A vacuum lifter individually adapted to your requirements for picking up lying or standing coils for feeding coiler mandrels. The suction chambers are individually designed and, thanks to a flattened design, can also accommodate standing coils with different diameters. It is operated using an ergonomic control handle with all the necessary control functions.

- Robust, weight-optimized steel construction
- Individually adapted suction plates and suction chambers
- High level of operational reliability thanks to special, replaceable seals
- Acoustic warning device with power failure message
- Flattened version for picking up different diameters
- Plexiglas version or viewing window for centric positioning
- Suction chambers that can be switched on and off for diameter adjustment
- Transfer, storage and retrieval or order picking



**VacuCoil VC-90E-1000KG**  
For aluminum coils up to 1,800 mm in diameter



**VacuCoil VC-90E-1250KG**  
For fitting a coiler mandrel with copper coils



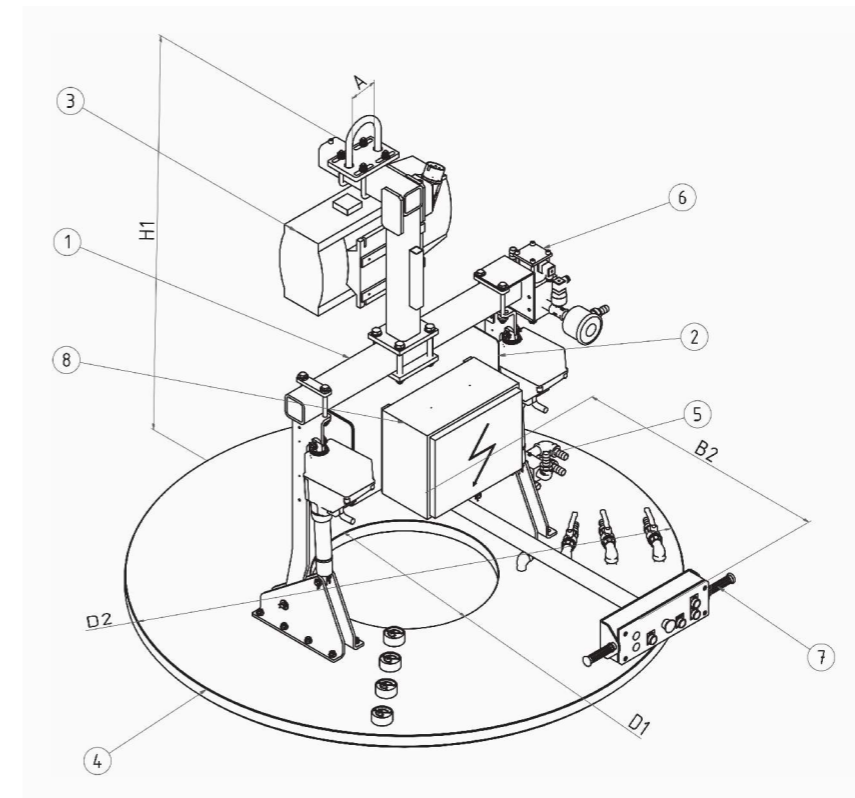
**VacuCoil VC-90E-800KG**  
For plastic coils in the production of roller shutter components

# VacuCoil VC-90E

Technical specifications



**VacuCoil product range**  
More about our VacuCoil product range and many application examples and videos can be found here. Just scan the QR code and get started.



- 1 Suspension frame with tilt drives and suspension eye
- 2 Vacuum reserve tank
- 3 Vacuum pump with check valve
- 4 Suction plate with individually adapted suction chambers
- 5 Distribution line with vacuum filter and visual control vacuum gage
- 6 Vacuum valve for suction/release
- 7 Ergonomic manipulating handle
- 8 Electronic warning device EW-0

Load (kg)	Type	Coil diameter		Coil height (mm)	Vacuum pump (m <sup>3</sup> /h)	Suction chambers	D1	D2	B1	H1	A	Own weight (kg)
		internal (mm)	external (mm)				internal (mm)	external (mm)	(mm)	(mm)	(mm)	
250	VC-90E	100 - 500	350 - 2,500	25 - 1,000	16 - 40	1 - 8	75 - 450	400 - 2,650	600/-1,200	700 - 1,000	100	150 - 200
500	VC-90E	100 - 500	350 - 2,500	25 - 1,000	16 - 40	1 - 8	75 - 450	400 - 2,650	600/-1,200	700 - 1,000	100	175 - 225
750	VC-90E	100 - 500	350 - 2,500	25 - 1,000	16 - 40	1 - 8	75 - 450	400 - 2,650	600/-1,200	700 - 1,000	100	200 - 250
1,000	VC-90E	100 - 500	350 - 2,500	25 - 1,000	25 - 63	1 - 8	75 - 450	400 - 2,650	600/-1,200	700 - 1,000	100	225 - 275
1,250	VC-90E	100 - 500	350 - 2,500	25 - 1,000	25 - 63	1 - 8	75 - 450	400 - 2,650	600/-1,200	700 - 1,000	100	500 - 650
1,500	VC-90E	100 - 500	350 - 2,500	25 - 1,000	25 - 63	1 - 8	75 - 450	400 - 2,650	600/-1,200	700 - 1,000	100	550 - 700
1,750	VC-90E	100 - 500	350 - 2,500	25 - 1,000	25 - 63	1 - 8	75 - 450	400 - 2,650	600/-1,200	700 - 1,000	100	600 - 750
2,000	VC-90E	100 - 500	350 - 2,500	25 - 1,000	40 - 100	1 - 8	75 - 450	400 - 2,650	600/-1,200	1,000 - 1,500	160	750 - 950
2,250	VC-90E	100 - 500	350 - 2,500	25 - 1,000	40 - 100	1 - 8	75 - 450	400 - 2,650	600/-1,200	1,000 - 1,500	160	850 - 1,100
2,500	VC-90E	100 - 500	350 - 2,500	25 - 1,000	63 - 160	1 - 8	75 - 450	400 - 2,650	600/-1,200	1,000 - 1,500	160	950 - 1,250

# VacuCoilAutomatic VCA

## Automatic handling of strip steel rings and coils up to 5.000 kg

### Setup and application

System technology for connecting coil suction plates to lifting axes for manual or fully automated applications. All relevant signals such as vacuum level, chamber occupancy and positioning feedback are integrated in the suction chambers and can be evaluated and controlled by the higher-level control. As a result, work processes can be made even more efficient and safer. The vacuum is generated by separately installed vacuum energy units, which reduces the dead weight.

- Robust steel or aluminum design for connection to lifting axes
- Automatic suction chamber detection via light sensors
- Automatic attachment for lift cut-off
- Tiltable version via geared motors
- Control connection possible via BUS system
- Steel strip rings up to 2,500 mm in diameter and 1,000 mm in height
- Order picking, restacking, transfer to and from stores



**VacuCoil VCA-90E-1500KG**

With a flattened suction plate and tilt drive in an automatic order picking warehouse



**VacuCoil VCA-1000KG**

In automatic mode for lifting copper coils



**VacuCoil VCV-500KG**

On a manually operated lifting axis for transferring copper coils from stores



**VacuCoil VCA-2000KG**

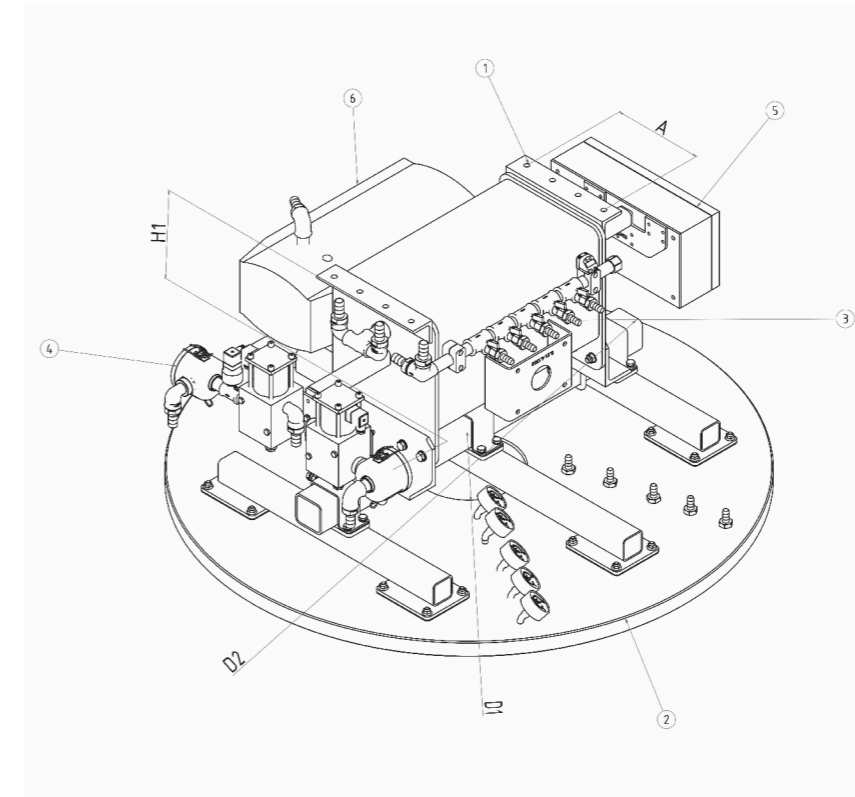
In automatic mode for aluminum coils with a diameter of up to 2,200 mm and widths of up to 800 mm

# VacuCoil VCA

## Technical specifications



**VacuCoil product range**  
More about our VacuCoil product range and many application examples and videos can be found here. Just scan the QR code and get started.



- 1 Flange plate for attachment to hoists
- 2 Suction plate with individually adapted suction chambers
- 3 Distribution line with vacuum filter and visual control vacuum gauge
- 4 Vacuum valve for suction/release
- 5 Ergonomic manipulating handle
- 6 Electronic warning device EWV-0
- 7 Built-up vacuum pump and safety storage or installed separately as an energy unit

Load (kg)	Type	Coil diameter		Coil height (mm)	Vacuum pump (m <sup>3</sup> /h)	Suction chambers	D1	D2	B1	H1	A	Own weight (kg)
		internal (mm)	external (mm)				internal (mm)	external (mm)	(mm)	(mm)	(mm)	
250	VCA-	100 - 500	350 - 2,500	25 - 1,000	16 - 40	1 - 8	75 - 450	400 - 2,650	600/-1,200	700 - 1,000	100	200 - 500
500	VCA-	100 - 500	350 - 2,500	25 - 1,000	16 - 40	1 - 8	75 - 450	400 - 2,650	600/-1,200	700 - 1,000	100	300 - 750
750	VCA-	100 - 500	350 - 2,500	25 - 1,000	16 - 40	1 - 8	75 - 450	400 - 2,650	600/-1,200	700 - 1,000	100	500 - 1,000
1,000	VCA-	100 - 500	350 - 2,500	25 - 1,000	25 - 63	1 - 8	75 - 450	400 - 2,650	600/-1,200	700 - 1,000	100	750 - 1,250
2,000	VCA-	100 - 500	350 - 2,500	25 - 1,000	25 - 63	1 - 8	75 - 450	400 - 2,650	600/-1,200	700 - 1,000	100	1,000 - 1,500
3,000	VCA-	100 - 500	350 - 2,500	25 - 1,000	40 - 100	1 - 8	75 - 450	400 - 2,650	600/-1,200	1,000 - 1,500	160	1,250 - 1,750
4,000	VCA-	100 - 500	350 - 2,500	25 - 1,000	63 - 160	1 - 8	75 - 450	400 - 2,650	600/-1,200	1,000 - 1,500	160	1,500 - 2,000
5,000	VCA-	100 - 500	350 - 2,500	25 - 1,000	63 - 160	1 - 8	75 - 450	400 - 2,650	600/-1,200	1,000 - 1,500	160	1,750 - 2,250

# VacuCoilPaper VCP

## Paper lifter for automatic cranes up to 7.500 kg

### Setup and application

These paper lifters are used to connect to automatic cranes in industrial paper roll stores. All relevant control signals and vacuum components are integrated in the vacuum lifter and are evaluated and controlled by the higher-level crane control. In order to increase operational and process reliability, the vacuum lifters can be supplied with power by a UPS on the crane in the event of a fault, or they can be equipped with an autonomously switching backup solution with integrated batteries.

- Sturdy welded steel construction with track guide for the driving cage
- Automatic suction chamber detection via light sensors
- Automatic attachment for lift cut-off of crane system
- Telescopic centering mandrel for different core diameters
- Backup system via integrated batteries or UPS system
- Two integrated vacuum pumps for maximum operational reliability
- Control connection through interface
- Paper rolls up to 2,500 mm in diameter and 4,000 mm in height



**VacuCoilPaper VCP-5000KG**  
In the automatic warehouse for paper rolls up to 2,000 mm in diameter and widths up to 2,000 mm



**VacuCoilPaper VCP-4000KG**  
In the automatic warehouse with 3 suction chambers, automatic chamber recognition and centering mandrel



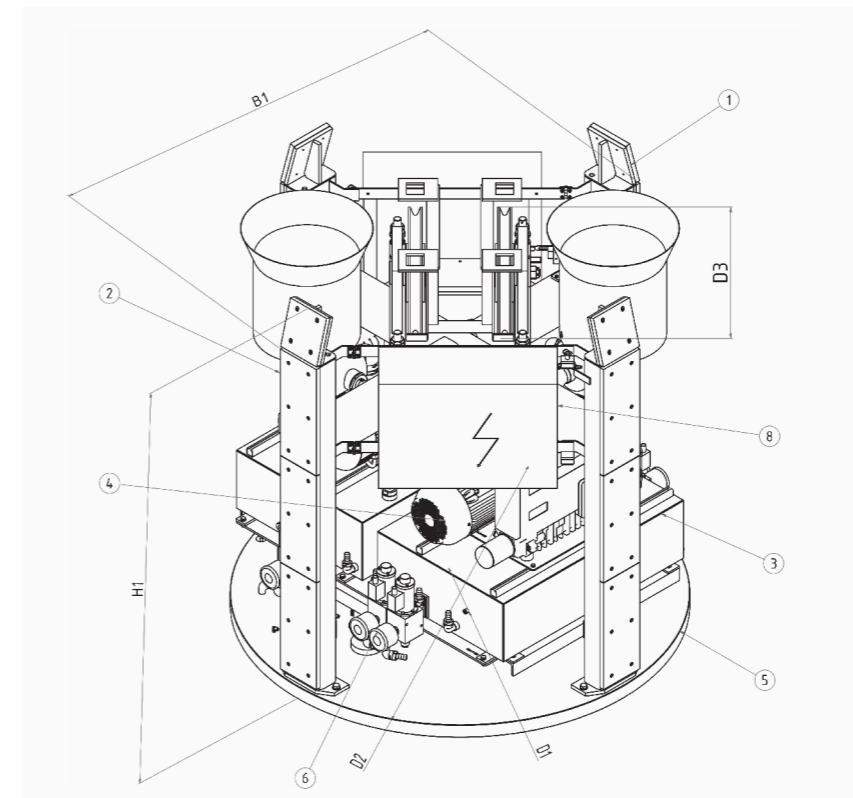
**VacuCoilPaper VCP-6000KG**  
In the automatic warehouse for paper rolls up to 2,500 mm in diameter and widths up to 2,750 mm

# VacuCoilPaper VCP

## Technical specifications



**VacuCoil product range**  
More about our VacuCoil product range and many application examples and videos can be found here. Just scan the QR code and get started.



- 1 Base frame with pulleys and automatic placement for crane system
- 2 Exchangeable track guides for driving into the elevator car of the crane system
- 3 Vacuum reserve tank
- 4 Vacuum pumps with check valves
- 5 Suction plate with suction chambers and initiators for diameter detection and vacuum control
- 6 Suction plate with suction chambers and initiators for diameter detection and vacuum control
- 7 Back-up system for switching to the battery system in the event of a power failure
- 8 Control box for BUS system technology and power electronics

Load (kg)	Type	Paper diameter (mm)		Paper height (mm)	Vacuum pump (m³/h)	Suction chambers	D1	D2	D3	B1	H1	Own weight (kg)
		internal	external				(mm) internal	(mm) external				
2,500	VCP	100/500	1,750/2,500	2,250/2,750	2x063	4/8	100/500	1,250/2,500	500/800	1,750/2,500	1,750/2,250	2,200/2,400
3,500	VCP	100/500	1,750/2,500	2,250/2,750	2x063	4-8	100/500	1,250/2,500	500/800	1,750/2,500	1,750/2,250	2,300/2,500
4,500	VCP	100/500	1,750/2,500	2,250/2,750	2x100	4-8	100/500	1,250/2,500	500/800	1,750/2,500	1,750/2,250	2,500/2,700
5,500	VCP	100/500	1,750/2,500	2,250/2,750	2x100	4-8	100/500	1,250/2,500	500/800	1,750/2,500	1,750/2,250	2,600/2,800
6,500	VCP	100/500	1,750/2,500	2,250/2,750	2x160	4-8	100/500	1,250/2,500	500/800	1,750/2,500	1,750/2,250	2,800/3,000
7,500	VCP	100/500	1,750/2,500	2,250/2,750	2x160	4-8	100/500	1,250/2,500	500/800	1,750/2,500	1,750/2,250	2,900/3,100

# VacuPoro VP

## Horizontal handling of porous panels up to 1.000 kg

### Setup and application

A special vacuum lifter for air-permeable, porous materials such as chipboard, MDF or OSB boards. Thanks to a powerful fan with flywheel, these materials can be suctioned absolutely safely and held for a sufficiently long time even in the event of a power failure. The vacuum lifters are equipped with electrical vacuum control as standard and are operated using an ergonomically shaped operating handle with a sufficient safety distance. An acoustic warning device warns of insufficient vacuum or power failure.

- Power supply via cable with CEE plug
- Powerful vacuum blower with flywheel
- Acoustic warning device with power failure message
- Electrical vacuum control integrated in the operating handle
- Horizontal transport of porous materials
- Stacking, transferring and picking of sheet material
- Loading and unloading of CNC processing machines



**VacuPoro VP-250KG**  
For handling raw and coated chipboard



**VacuPoro VP-500KG**  
With separately installed blower for OSB panels



**VacuPoro VP-500KG**  
With integrated crane control for moving MDF and OSB boards



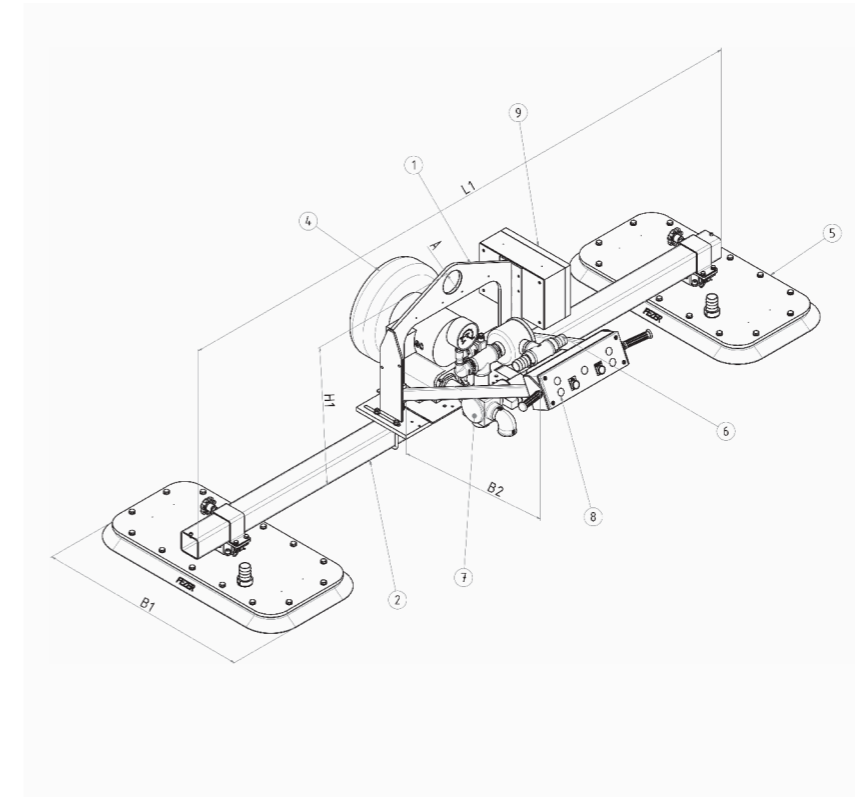
**VacuPoro VP-1000KG**  
In a special version with 2 vacuum fans for the transport of multi-layer panels up to 10,000 mm in length

# VacuPoro VP

## Technical specifications



**Wood product range - overview**  
You can find more about our wood product range and many application examples and videos here. Just scan the QR code and get started.



- 1 Suspension frame with suspension eye
- 2 Stringer
- 3 Crossbeams, adjustable and clampable
- 4 Vacuum blower with flywheel
- 5 Suction pads, adjustable and clampable
- 6 Distribution line with vacuum filter and visual control vacuum gage
- 7 Vacuum valve for suction/release
- 8 Ergonomic manipulating handle
- 9 Electronic warning device EW-0

Load (kg)	Type	Workpiece dimensions		Vacuum blower (m³/h)	Number Suction cups	L1 (mm)	B1 (mm)	B2 (mm)	H1 (mm)	A (mm)	Own weight (kg)
		min (mm)	max (mm)								
250	VP-250	1,000 x 500	4,100 x 2,100	168	1	850	500	750	840	80	160
		1,000 x 1,000	5,600 x 2,600	168	4	2,400	1,200	1,200	840	80	180
500	VP-500	1,000 x 500	4,100 x 2,100	168	2	2,400	850	750	840	80	190
		1,000 x 1,000	5,600 x 2,600	168	4	2,400	1,200	1,200	840	80	190
750	VP-750	1,000 x 500	4,100 x 2,100	276	3	2,400	850	1,200	840	100	220
		1,000 x 1,000	5,600 x 2,600	276	6	3,600	1,200	1,200	840	100	210
1,000	VP-1000	1,000 x 500	4,100 x 2,100	276	4	2,400	850	1,200	840	100	250
		1,000 x 1,000	5,600 x 2,600	276	8	3,600	1,200	1,200	840	100	240



**Our wood product range - Blog**  
Wood. A natural and versatile resource. However, one should not underestimate the logistical effort and expertise involved in handling this breathable raw material. But with us on your side, there's nothing that could go wrong. Find out in this blog post what we are offering.


# VacuPoro VP-90E

## Tilting of porous panels up to 500 kg

### Setup and application

A special vacuum lifter for air-permeable, porous materials such as chipboard, MDF or OSB boards. These materials can be suction lifted and tilted with absolute safety thanks to a powerful blower with a flywheel and swivel cylinder. The vacuum lifters are equipped with electrical vacuum control as standard and are operated using an ergonomically shaped operating handle with a sufficient safety distance. An acoustic warning device also warns if a vacuum is too low or in the event of a power failure.

- Power supply via cable with CEE plug
- Powerful vacuum blower with flywheel
- Acoustic warning device with power failure message
- Tilting via linear cylinders or geared motors
- Electrical vacuum control integrated in the operating handle
- Horizontal transport of porous materials
- Stacking, transferring and picking of sheet material
- Loading and unloading of standing CNC processing machines



**VacuPoro-90E-250KG**  
For feeding a standing panel dividing saw



**VacuPoro-90E-250KG**  
For moving upright chipboard and OSB boards



**VacuPoro-90E-250KG**  
For feeding a standing panel dividing saw



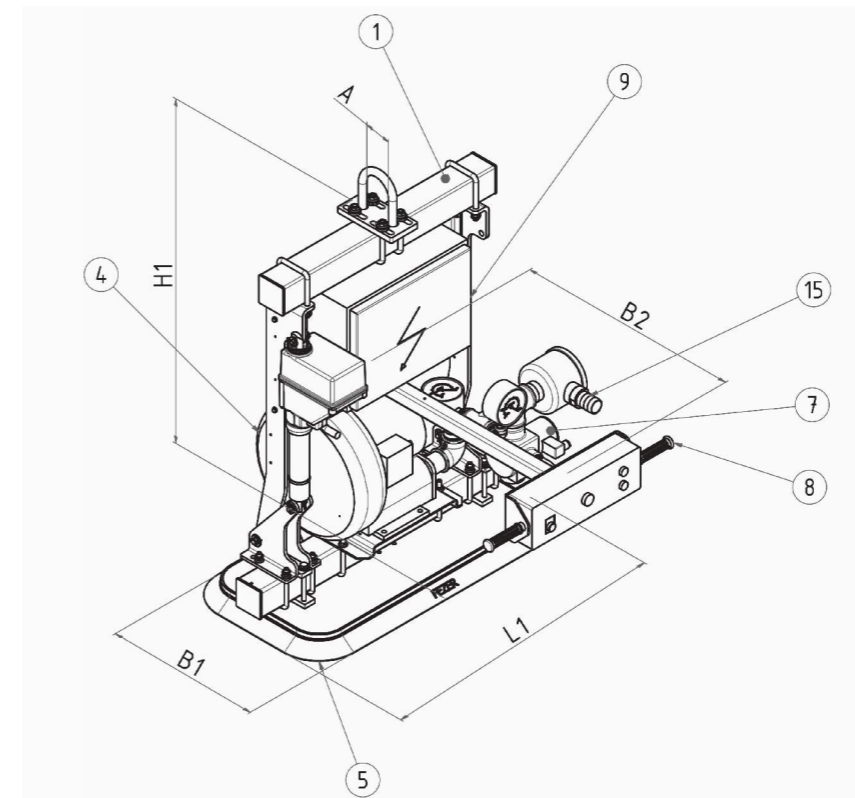
**VacuPoro-90E-500KG**  
For feeding a horizontal panel dividing saw

# VacuPoro VP-90E

## Technical specifications



**Wood product range - overview**  
You can find more about our wood product range and many application examples and videos here. Just scan the QR code and get started.



- 1 Suspension frame with tilt drives and suspension eye
- 2 Stringer
- 3 Crossbeams, adjustable and clampable
- 4 Vacuum blower with flywheel
- 5 Suction pads, adjustable and clampable
- 6 Distribution line with vacuum filter and visual control vacuum gage
- 7 Vacuum valve for suction/release
- 8 Ergonomic manipulating handle
- 9 Electronic warning device EW-0

Load (kg)	Type	Workpiece dimensions		Vacuum blower (m³/h)	Number Suction cups	L1 (mm)	B1 (mm)	B2 (mm)	H1 (mm)	A (mm)	Own weight (kg)
		min (mm)	max (mm)								
125	VP-90E-125	1,000 x 500	4,100 x 2,100	168	1	850	500	750	1,290	80	150
		1,000 x 1,000	5,600 x 2,600	168	4	2,400	1,200	1,200	1,350	80	200
250	VP-90E-250	1,000 x 500	4,100 x 2,100	168	2	2,400	850	750	1,290	80	200
		1,000 x 1,000	5,600 x 2,600	168	4	2,400	1,200	1,200	1,350	80	210
375	VP-90E-375	1,000 x 500	4,100 x 2,100	276	3	2,400	850	1,200	1,290	100	225
		1,000 x 1,000	5,600 x 2,600	276	6	3,600	1,200	1,200	1,350	100	240
500	VP-90E-500	1,000 x 500	4,100 x 2,100	276	4	2,400	850	1,200	1,290	100	250
		1,000 x 1,000	5,600 x 2,600	276	8	3,600	1,200	1,200	1,350	100	260

# VacuWood VWB

## Horizontal handling of thick planks up to 500 kg

### Setup and application

A special vacuum lifter for wood and planks with lengths of up to 8,000 mm. The vacuum lifters have powerful vacuum generators that also allow handling of rough-sawn workpieces. Thanks to special, exchangeable seals, handling is absolutely safe and gentle on the product. The vacuum lifters are equipped with manual vacuum control as standard and have an ergonomic operating handle with sufficient safety length. An acoustic warning device warns of insufficient vacuum or power failure.

- Power supply via cable with CEE plug
- Robust and powerful vacuum generator
- Acoustic warning device with power failure message
- Manual vacuum control in the operating handle
- Horizontal transport of rough sawn materials
- Stacking, transferring and picking of sheet material
- Loading and unloading of saw frames



**VacuWood VW-250KG**  
For stacking wooden planks after a dividing saw.



**VacuWood VW-500KG**  
For feeding logs to a lattice saw.



**VacuWood VW-250KG**  
With special suction pads for rough-sawn surfaces



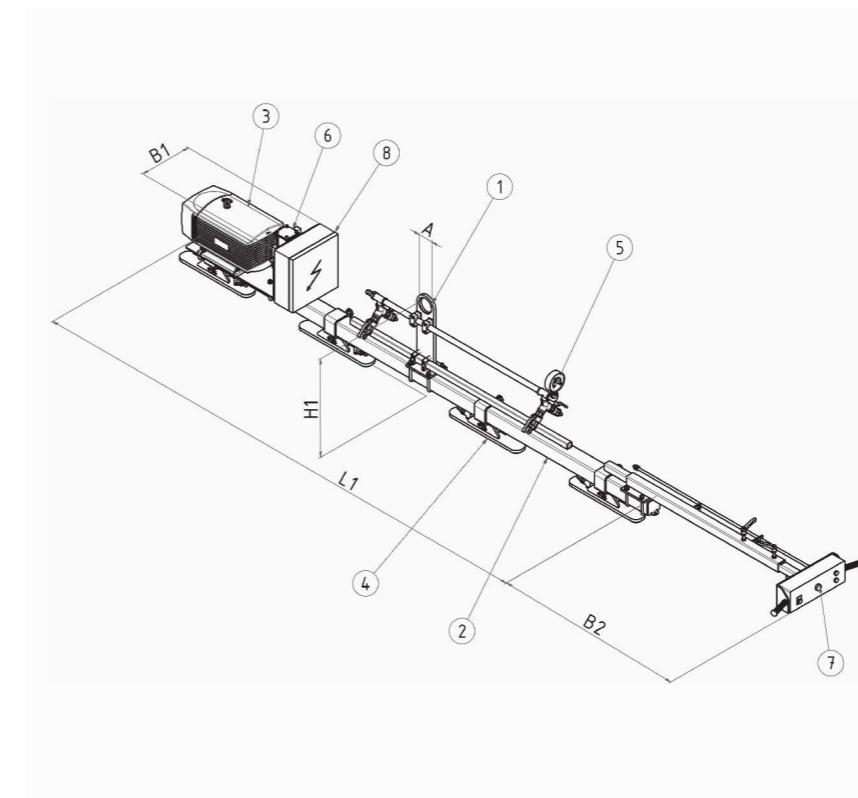
**VacuWood VW-250KG**  
For transporting lumber up to 6,000 mm

# VacuWood VWB

## Technical specifications



**Wood product range - overview**  
You can find more about our wood product range and many application examples and videos here. Just scan the QR code and get started.



- 1 Suspension eye
- 2 Stringer
- 3 Vacuum pump with check valve
- 4 Suction pads, adjustable and clampable
- 5 Distribution line with vacuum filter and visual control vacuum gage
- 6 Vacuum valve for suction/release
- 7 Ergonomic manipulating handle
- 8 Electronic warning device EW-0

Load (kg)	Type	Workpiece dimensions		Vacuum generator (m <sup>3</sup> /h)	Number Suction cups	L1 (mm)	L2 (mm)	B1 (mm)	H1 (mm)	A (mm)	Own weight (kg)
		min (mm)	max (mm)								
125	VWB-125	1,500 x 100	6,000 x 800	25	2	3,000	1,800	300	550	80	115 - 130
250	VWB-250	1,500 x 120	6,000 x 800	25	2	3,000	1,800	300	550	80	120 - 140
375	VWB-375	1,500 x 170	6,000 x 800	40	2	3,000	1,800	300	550	80	125 - 150
500	VWB-500	1,500 x 250	6,000 x 800	40	2	3,000	1,800	300	550	80	130 - 160

# VacuWood VWLB

## Horizontal handling of laminated beams up to 1,000 kg

### Setup and application

A special vacuum lifter for timber and laminated beams with lengths of up to 24,000 mm. The vacuum lifters consist of a weight-optimized steel construction in which all necessary vacuum components are integrated. Special suction cups with exchangeable seals suspended from a rocker structure can adapt to the deflection of the long pieces of wood and thus guarantee absolutely safe handling. Operation is either via an ergonomic control handle, via a pendant control or by radio.

- Power supply via cable with CEE plug
- Robust and powerful vacuum generator
- Acoustic warning device with power failure message
- Special rocker suspension for deflection adjustment
- Handling of foil-wrapped logs
- Horizontal transport of rough sawn materials
- Stacking, relocating and picking of logs



**VacuWood VWLB-250**  
For laminated beams wrapped in film up to a length of 14,000 mm



**VacuWood VWLB-500**  
with double suction cups, simultaneous lifting of double-layer wood with a length of up to 12,000 mm possible



**VacuWood VWLB-250KG**  
For shifting logs up to 12,000 mm long



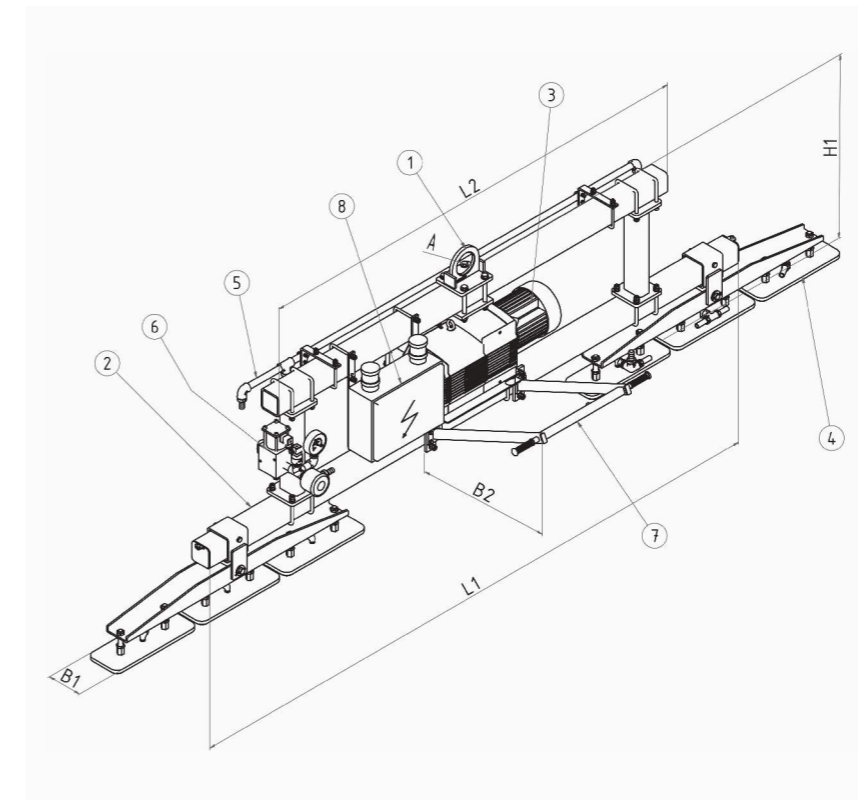
**VacuWood VWLB-750KG**  
For order picking of 16,000 mm long pieces of wood in a stanchion store

# VacuWood VWLB

## Technical specifications



**Wood product range - overview**  
You can find more about our wood product range and many application examples and videos here. Just scan the QR code and get started.



- 1 Suspension eye
- 2 Stringer
- 3 Vacuum pump with check valve
- 4 Suction pads with rocker suspension, adjustable and clampable
- 5 Distribution line with vacuum filter and visual control vacuum gage
- 6 Vacuum valve for suction/release
- 7 Ergonomic manipulating handle
- 8 Electronic warning device EW-0

Load (kg)	Type	Workpiece dimensions		Vacuum generator (m³/h)	Number Suction cups	L1 (mm)	L2 (mm)	B1 (mm)	H1 (mm)	A (mm)	Own weight (kg)
		min (mm)	max (mm)								
250	VWLB-250	8,000 x 100	16,000 x 400	40	4/-8	6,000	1,800	300	550	120	125 - 140
500	VWLB-500	8,000 x 120	16,000 x 400	40	4/-8	6,000	1,800	300	550	120	130 - 150
750	VWLB-750	12,000 x 170	24,000 x 600	40	4/-8	10,000	1,800	300	550	120	150 - 180
1,000	VWLB-1000	12,000 x 250	24,000 x 600	40	4/-8	10,000	1,800	300	550	120	160 - 250



**Our wood product range - Blog**  
Wood. A natural and versatile resource. However, one should not underestimate the logistical effort and expertise involved in handling this breathable raw material. But with us on your side, there's nothing that could go wrong. Find out in this blog post what we are offering.



## Crane systems and rigid lifting guides

Smooth-running, innovative and ergonomic

The new smooth-running aluminum crane profiles guarantee easy handling of heavy loads up to 800 kg.

The smooth-running crane aluminum profiles combine a high load capacity with a very low dead weight, which means that all movement processes are reduced to a minimum of effort. This not only makes handling easier, but also reduces the physical strain on employees. This helps, for example, to counteract absences from work due to illness.

“Simply move more” - the new smooth-running profiles impressively put our slogan into practice. All rounded off by the weight-optimized carriages, which can be moved effortlessly thanks to special rollers.

Thanks to the innovative modular system, our crane systems can be easily adapted to a wide variety of requirements. Regardless of whether it is a slewing crane, rail or area system – the aluminum profiles can be cut to any length and extensively combined using a wide variety of connecting components. This creates crane systems that are uncompromisingly tailored to your needs and requirements. Even telescoping crane systems or systems with minimal construction heights for cramped spatial conditions can be implemented without great design effort.

Overview	Application	Handling	Max. cover	Max. loads	Page
Basics					91
Crane systems	Linear and areal transport	with chain hoist or vacuum lifter	50.000x12.000mm	500 kg	91
Liftfix	rigid lifting guide system	High precision handling	20.000x12.000mm	500 kg	105
Jib cranes	Radial transport	with chain hoist or vacuum lifter	8,000 mm	500 kg	107
Electric chain hoists	Hoisting of loads	with ropes, straps or vacuum lifters	3,000 - 5,000 mm	1.250 kg	117
Installation	Fixing of columns				119


# Crane systems

## Aluminum smooth-running profile ALP

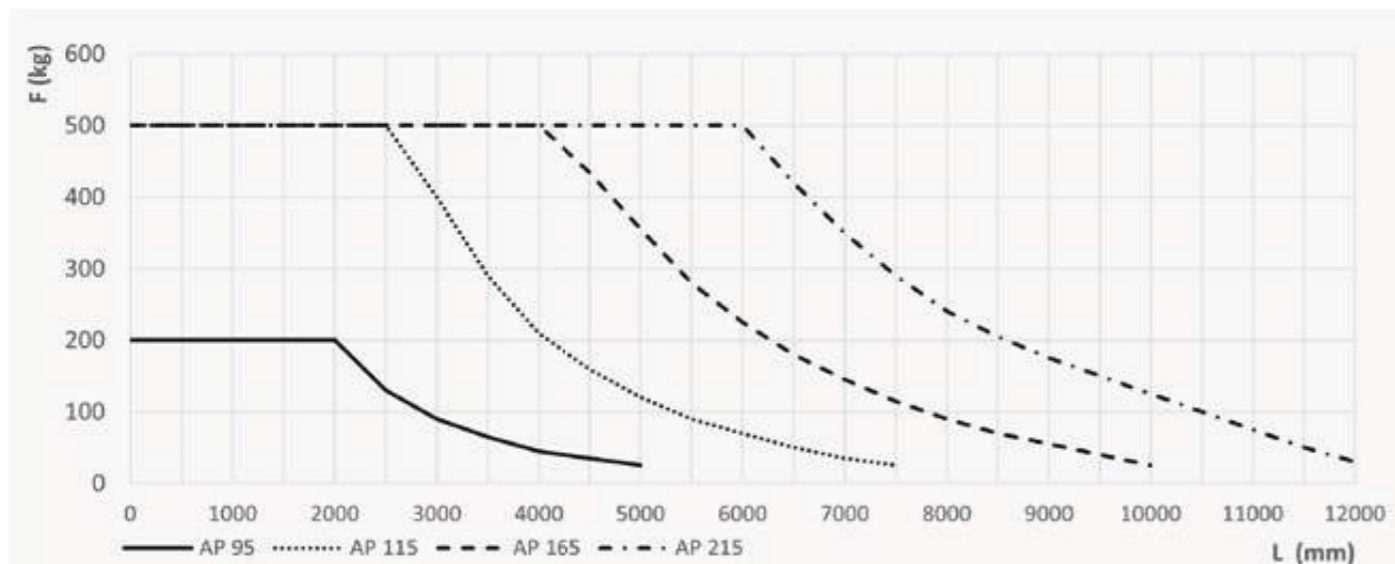
### Setup and application

The new aluminum smooth-running profiles are specially designed for handling heavy loads. Due to the low dead weight of the profiles, the loads to be moved are reduced and the operator is significantly relieved. In addition, all carriages are equipped with high-quality, extremely smooth-running rollers that make starting much easier and thus reduce the effort required to move heavy loads to a minimum.

- Smooth-running crane track profile in hollow chamber construction
- Simple and ergonomic handling
- Low starting torques due to high-quality smooth-running rollers
- Modular building block system
- Individual adaptation to individual customer requirements
- Extensive range of accessories and customization options



Aluminum smooth-running profiles ALP-95 to ALP-215



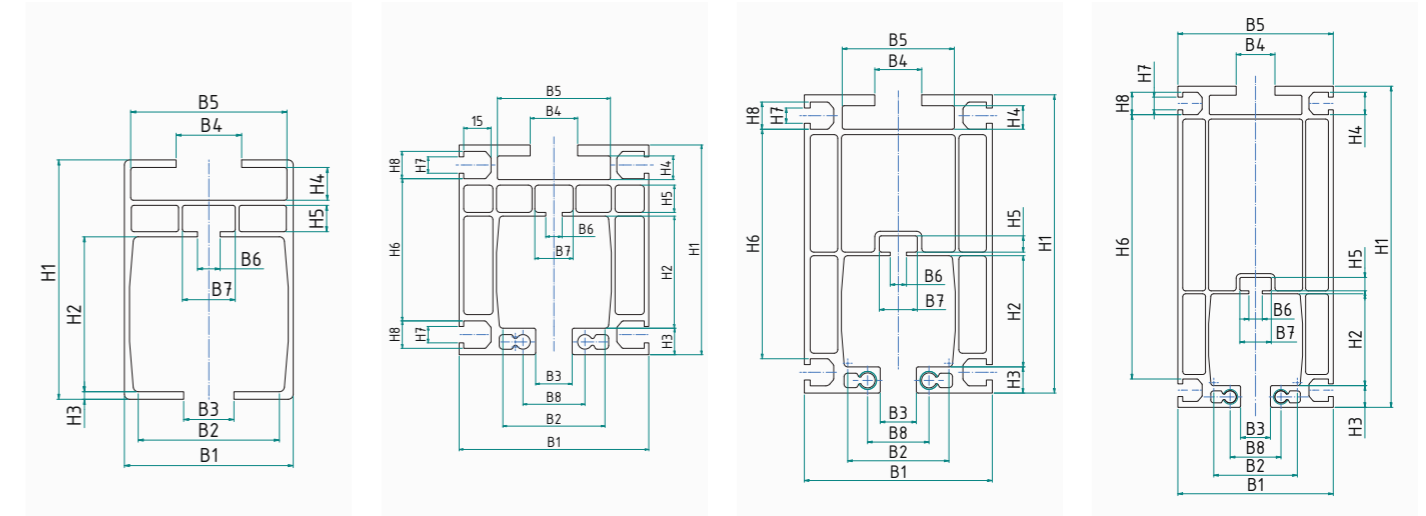
Load chart for aluminum smooth-running profiles ALP-95 to ALP-215

# Crane systems

## Technical specifications

Thanks to the optimized design of the hollow chamber geometry, the ratio between dead weight and load capacity has been maximized. The use of a special, high-quality aluminum alloy increases the application possibilities of the crane profiles and ensures that all crane systems are robust, reliable and, above all, durable.

- Four coordinated and combinable profile sizes
- Weight-optimized hollow chamber construction
- High-quality aluminum alloy (6063 T66), natural anodization
- Profile lengths up to 12,000 mm, can be extended with profile connectors
- Internal and external grooves for stops and brackets
- Extensive range of accessories and customization options



ALP-95

ALP-115

ALP-165

ALP-215

Type	I (cm4)	W (cm3)	Max. Load (kg)	Weight (kg/m)	B1 (mm)	B2 (mm)	B3 (mm)	B4 (mm)	B5 (mm)	B6 (mm)	B7 (mm)	B8 (mm)	H1 (mm)	H2 (mm)	H3 (mm)	H4 (mm)	H5 (mm)	H6 (mm)	H7 (mm)	H8 (mm)	
AP-95	101	19	250	2.65	67	63	20	26	62	9			95	61.5	3	13	10.5				
AP-115	428	72	500	7.10	104	63	20	26	62	9	21	12	115	61.5	14.5	13	15	93	9	15	
AP-165	1,115	130	1,000	9.20	104	63	20	26	62	9	21	10	165	61.5	14.5	13	9	143	9	15	
AP-215	2,189	208	1,000	10.60	104	63	20	26	62	9	21	10	215	61.5	14.5	13	9	193	9	15	

Type	2,000 (kg)	2,500 (kg)	3,000 (kg)	3,500 (kg)	4,000 (kg)	4,500 (kg)	5,000 (kg)	5,500 (kg)	6,000 (kg)	6,500 (kg)	7,000 (kg)	7,500 (kg)	8,000 (kg)	8,500 (kg)	9,000 (kg)	9,500 (kg)	10,000 (kg)	10,500 (kg)	11,000 (kg)	11,500 (kg)	12,000 (kg)	
AP-95	200	130	90	65	45	35	25															
AP-115	500	500	400	290	210	160	120	90	70	50	35	25										
AP-165	1,000	1,000	1,000	750	575	450	350	275	225	175	150	120	90	70	55	35	25					
AP-215	1,000	1,000	1,000	1,000	1,000	850	700	600	500	415	350	280	230	200	175	150	125	100	75	50	35	

Max. load at different suspension distances (mm)

# Crane systems

## Basic components

### Basic components

A large number of standardized components means that the crane systems can be adapted to a wide variety of requirements. Stable and robust connections enable almost infinitely long crane runways with which huge work areas can be covered. End and intermediate stops as well as buffer elements enable the use of several crane bridges for multi-girder systems.



**End stop with buffer**  
The rubber buffers create sufficient damping when approaching the end positions of crane systems.



**Intermediate stop with buffer**  
Intermediate stop that can be positioned as required to separate different work areas with a high degree of damping.



**Profile connectors**  
Stable and robust connecting plates enable crane rails of any length and stabilize the connection. The connection must be close to a hanger.



**Carriage FW-250/500 kg**  
With 4 rollers and from 250 kg with 2 additional guide rollers for maximum loads and low running resistance.



**Gantry carriage FW-500 kg**  
With 4 - 6 rollers, two lateral guide rollers and rigid connecting plate. For minimum overall heights with high ease of movement at the same time.



**Hose and cable carriage**  
Lightweight and stable plastic trolley with holders for cables or hoses.



**Electrical conductor rail**  
Wireless power supply for chain hoists and vacuum lifters. The power strip means that no cable or hose stations are required. This creates additional usable space.




**Electric drive**  
Robust and powerful friction wheel drive, suitable for all profile sizes. Two adjustable driving speeds ensure smooth starting and fast driving speeds.

# Crane systems

## Basic components

### Hangers

A large number of suspension options are available for mounting the crane runways, which meet almost all requirements. Whether it is ceiling or wall mounting or clamping to girders or columns - the stable and robust mounting elements ensure safe and easy suspension of the crane elements. In addition, there is a wide range of options available to meet your individual requirements.



**Direct suspension**  
For direct attachment to ceilings in the most confined spaces. Height differences cannot be compensated.




**Rigid attachment**  
For attachment to ceilings or steel beams. Height compensation and upward force absorption possible. Available in different suspension lengths.




**Swinging suspension**  
For attachment to ceilings or steel beams. Height adjustment and inclined suspension angles of up to 6° possible. Available in different suspension lengths.



**Clamping to beams**  
In many cases, ceiling structures with T-beams are present, to which a connection can be made with simple clamp elements.



**Clamping around beams**  
For fastening to beams and laminated beams that may not be drilled. There are screw connections of different lengths for different beam heights.



**Wall/column fixing**  
Steel brackets for doweling or clipping are available for attachment to walls or columns.



**Bearer duplication**  
In the case of very long gantry bridges, these can be reinforced by doubling the profile and thus moving higher loads



**Bearer jacking**  
The crane girder can be jacked up if the height conditions are very tight.

# Single and double rail cranes

## Linear transport

### Setup and application

Pure linear transport of loads in one axis. Depending on the required load, one or two rails are used. The single and double rail cranes can also be equipped with additional jib cranes, which means that areas of the workplace can also be covered.

- Linear transport in one axis
- Load capacity up to 800 kg
- Low installation heights
- Any desired track length
- Expansion options with jib cranes



**HBS-ES-125KG-12000**  
Single rail crane for moving panel material



**HBS-ZS-100KG-22000-SK-4000**  
Double rail crane with slewing ring for large-scale use of space



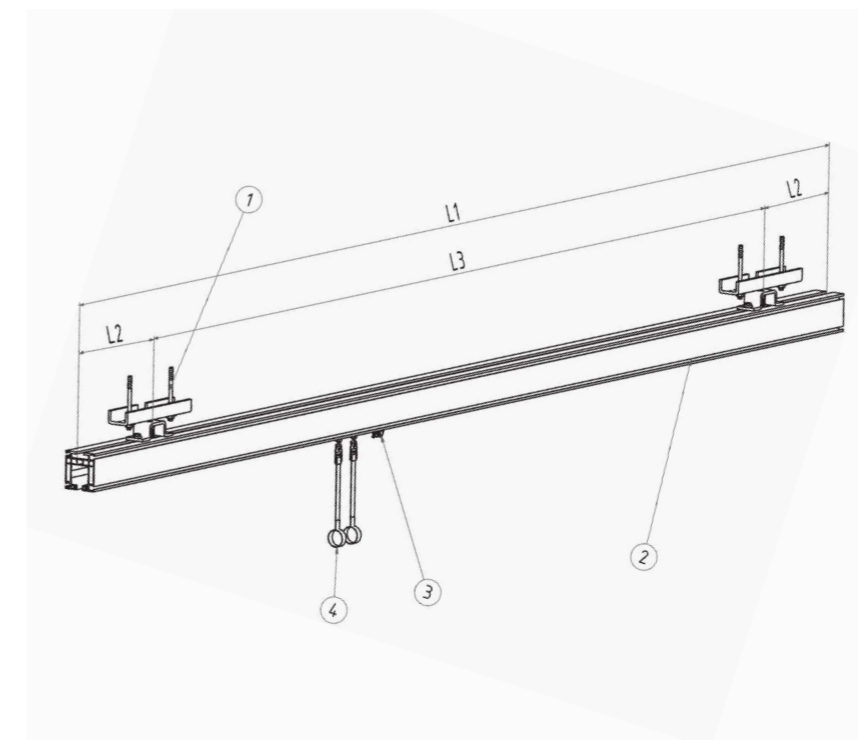
**HBS-ZS-500KG-8000**  
Double rail crane with two chain hoists for handling floor components



**HBS-ZS-500KG-6000**  
Double rail crane with Liffix for loading sheet metal into a laser cutting system

# Single and double rail cranes

## Technical specifications



- 1 Suspension
- 2 Crane rail
- 3 Traveling or gantry carriage
- 4 Hose or cable carriage

AP profile	Single rail crane										
(mm)	2,000	3,000	4,000	5,000	6,000	7,000	8,000	9,000	10,000	11,000	12,000
AP-95	150	90	45	25							
AP-115	500	400	210	120	70	35					
AP-165	500	500	500	350	225	150	90	55	25		
AP-215	500	500	500	500	500	350	230	175	125	75	35

Max. load (kg) at different suspension distances (mm)

AP profile	Double rail crane										
(mm)	2,000	3,000	4,000	5,000	6,000	7,000	8,000	9,000	10,000	11,000	12,000
AP-95	300	180	90	50							
AP-115	500	500	420	240	140	70	30				
AP-165	500	500	500	500	450	300	180	110	50		
AP-215	500	500	500	500	500	500	460	350	250	150	70

Max. load (kg) at different suspension distances (mm)

# Single beam crane systems

## Flat load transport

### Setup and application

Single beam systems consist of a crane track of any length and a single gantry for load handling. This allows large work areas to be covered in two axes.

- Coverage of large working areas in two axes
- Load capacity up to 500 kg
- Optimum use of space with little exertion
- Low overall heights thanks to jack-up or down-side-up solutions



**HBS-EB-250KG-8000x4000**

Single beam crane system with steel substructure for the overhanging exit from a CNC machining room



**HBS-EB-500KG-12000x6000**

Single beam crane system with reinforced gantry for higher loads



**HBS-EB-80KG-16000x12000**

Single beam crane system with 3 crane tracks for spanning a gantry length of up to 12,000 mm

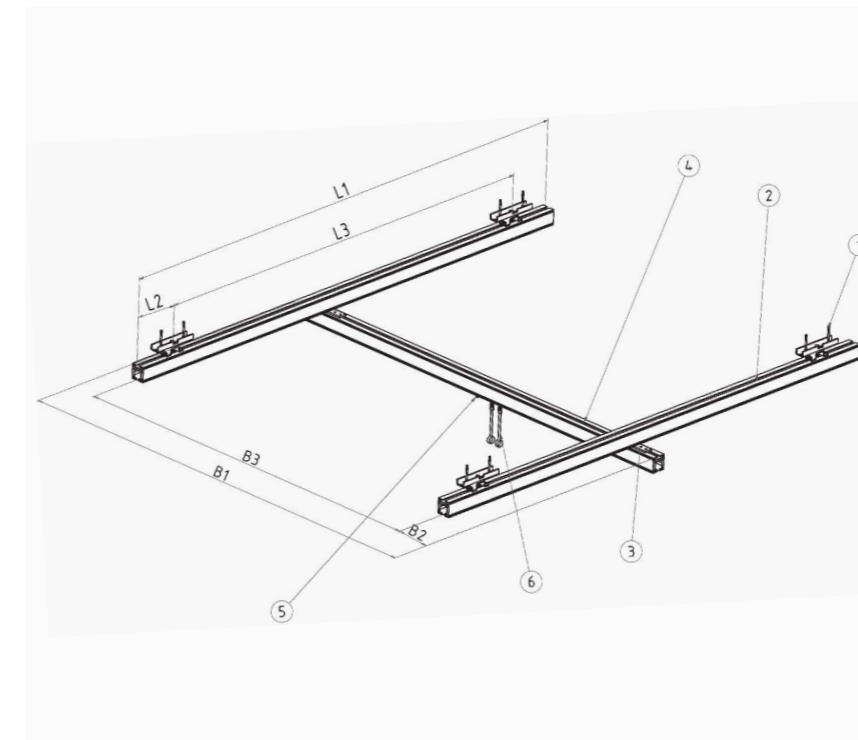


**HBS-EBA-60KG-8000x4000**

Single beam crane system with jacking for low overall height with maximum lifting utilization

# Single beam crane systems

## Technical specifications



- 1 Suspension
- 2 Crane rail
- 3 Gantry carriage
- 4 Single beam gantry
- 5 Carriage
- 6 Hose or cable carriage

AP profile	Single bearer crane track										
(mm)	2,000	3,000	4,000	5,000	6,000	7,000	8,000	9,000	10,000	11,000	12,000
AP-95	150	90	45	25							
AP-115	500	400	210	120	70	35					
AP-165	500	500	500	350	225	150	90	55	25		
AP-215	500	500	500	500	500	350	230	175	125	75	35

Max. load (kg) at different suspension distances (mm)

AP profile	Single beam crane gantry										
(mm)	2,000	3,000	4,000	5,000	6,000	7,000	8,000	9,000	10,000	11,000	12,000
AP-95	200	90	45	25							
AP-115	500	400	210	120	70	35					
AP-165	500	500	500	350	225	150	90	55	25		
AP-215	500	500	500	500	500	350	230	175	125	75	35

Max. load (kg) with different track widths (mm)

# Double beam crane systems

## Flat load transport

### Setup and application

Double beam systems consist of a crane track of any length and a double gantry for load handling. This means that very heavy loads can be transported across work space in two axes. Double beam systems are also suitable for connecting rigid lifting systems or manipulators.

- Coverage of large working areas in two axes
- Transport of the heaviest loads
- Optimum use of space with little exertion
- Connection of rigid lifting systems and manipulators



**HBS-DB-500KG-8000x6000**  
Double beam crane with a span of 6,000 mm



**HBS-DB-800KG-6000x8000**  
Two beam crane for spanning a gantry length of 8,000 mm



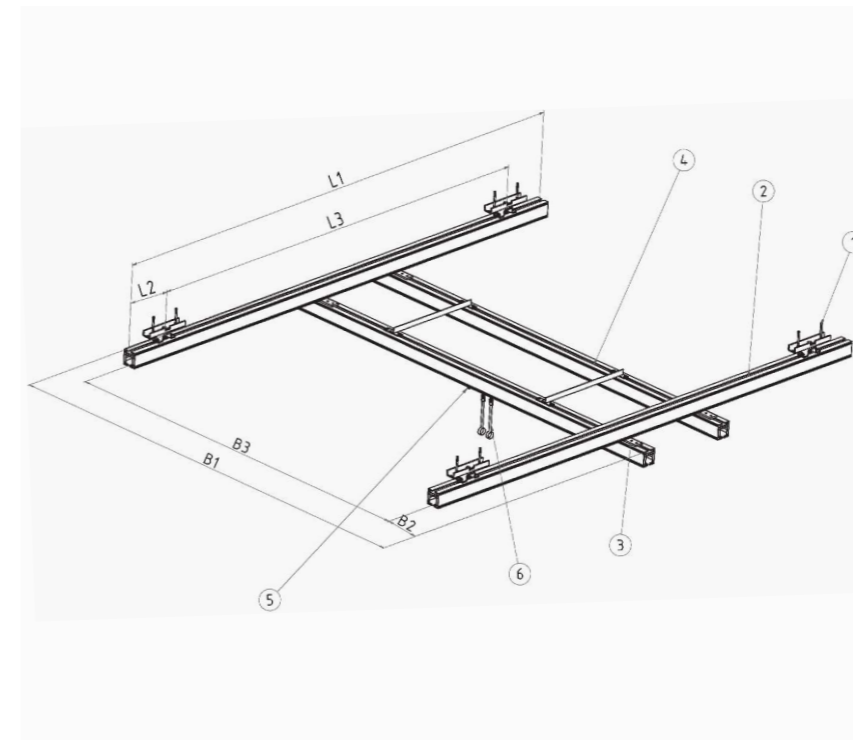
**HBS-DB-320KG-8000-4000**  
Double beam crane with 2 chain hoists and automatic loading and unloading positions



**HBS-DB-500KG-TEL-8000x6000**  
Double beam crane with Liffix rigid lifting system

# Double beam crane systems

## Technical specifications



- 1 Suspension
- 2 Crane rail
- 3 Gantry carriage
- 4 Double beam gantry
- 5 Carriage
- 6 Hose or cable carriage

AP profile	Double beam crane track										
(mm)	2,000	3,000	4,000	5,000	6,000	7,000	8,000	9,000	10,000	11,000	12,000
AP-95	150	90	45	25							
AP-115	500	400	210	120	70	35					
AP-165	500	500	500	350	225	150	90	55	25		
AP-215	500	500	500	500	500	350	230	175	125	75	35

Max. load (kg) at different suspension distances (mm)

AP profile	Double beam crane gantry										
(mm)	2,000	3,000	4,000	5,000	6,000	7,000	8,000	9,000	10,000	11,000	12,000
AP-95	300	180	90	50							
AP-115	500	500	420	240	140	70	30				
AP-165	500	500	500	500	450	300	180	110	50		
AP-215	500	500	500	500	500	500	460	350	250	150	70

Max. load (kg) with different track widths (mm)

# Telescopic crane systems

## Flat load transport

### Setup and application

Telescopic rails can be attached to single or double rails. The heavy-duty transport carriages absorb the moments that occur and ensure effortless extension and retraction. Retraction spring balancers can be used to aid in retraction.

- Coverage of work areas in one or two axes
- Driving around obstacles or pillars
- Optimum use of space with little exertion
- Reaching areas outside the working area



**HBS-DB-500KG-8000x4000-TEL2000**  
Feeding of a CNC machining station via a telescopic double gantry



**HBS-EB-80KG-12000x4000-TEL1500**  
Telescopic single gantries on a multi-girder crane system



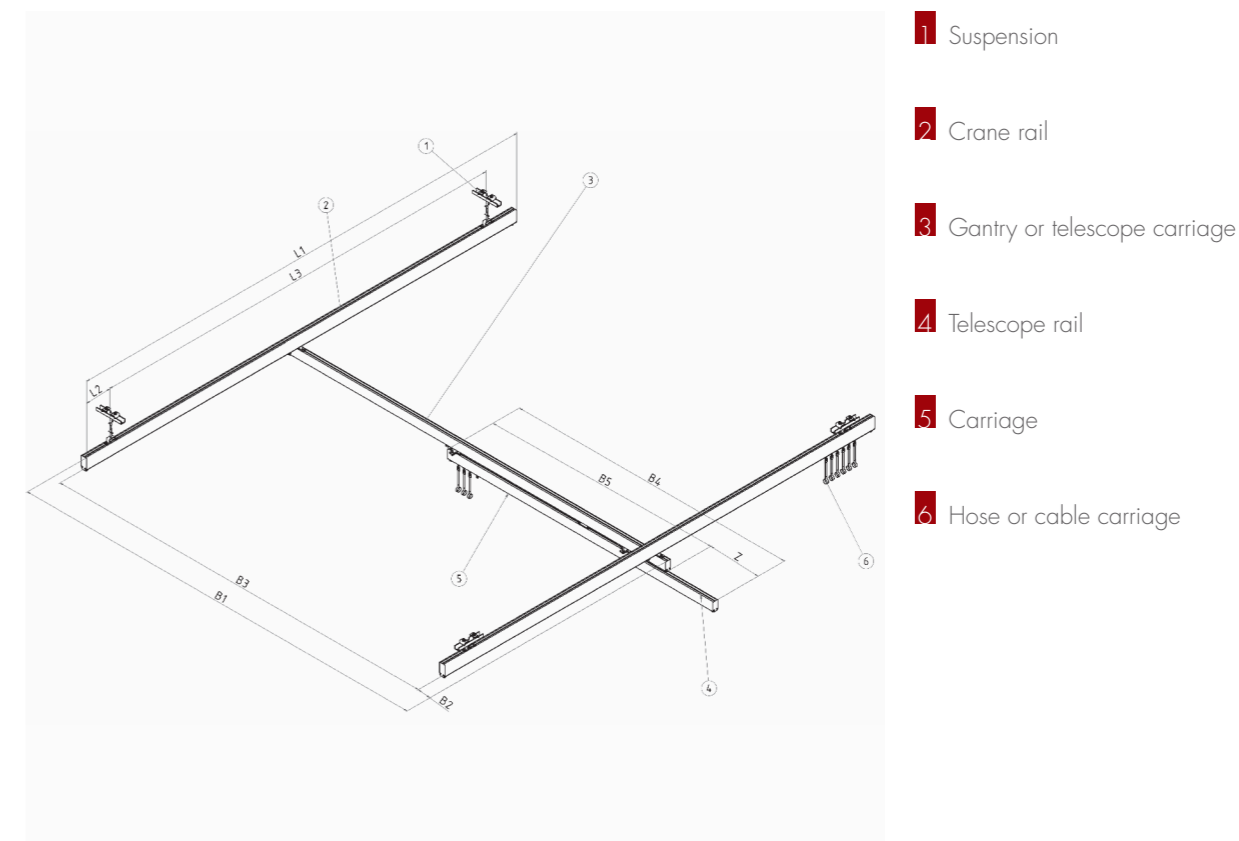
**HBS-EB-80KG-10000x4000-TEL1500**  
Single beam crane system with telescoping single gantry



**HBS-EB-60KG-6000x4000-TEL2500**  
Single beam crane system with telescoping single gantry for picking up sacks outside the working area

# Telescopic crane systems

## Technical specifications



AP profile	Single beam telescope					
Extension of telescopic beam (mm)	500	1,000	1,500	2,000	2,500	3,000
Required length crane beam (mm)	1,000	2,000	2,500	3,000	4,000	5,000
AP-95	50	40	30			
AP-115	125	100	75	50	25	
AP-165	275	225	175	125	75	25
AP-215	325	275	225	175	125	75

AP profile	Double beam telescope					
Extension of telescopic beam (mm)	500	1,000	1,500	2,000	2,500	3,000
Required length crane beam (mm)	1,000	2,000	2,500	3,000	4,000	5,000
AP-95	100	80	60	40		
AP-115	250	500	150	100	50	25
AP-165	500	450	350	250	150	50
AP-215	500	500	450	350	250	150

Max. load (kg) with different telescopic lengths

# Wall mounted travelling crane

## Flat load transport

### Setup and application

Wall mounted travelling cranes are used to cover large work areas where there are no supports or suspension options. The electrically powered carriages ensure that the cantilevered crane system can be moved quickly and easily, so that the work areas can be approached freely and the loads can be moved effortlessly.

- Comprehensive of large working areas in two axes
- No supports or suspensions required
- Several traveling cranes in one axis possible
- Electric drive with wireless control
- Optimum use of space with little exertion



Wall mounted travelling crane WLK-100KG-68.000x7.000 for chipboard, OSB and plasterboard up to 3.500x1.300 mm



Wall mounted travelling crane WLK-100KG-68.000x7.000 with electrically movable jib (7,000 mm)



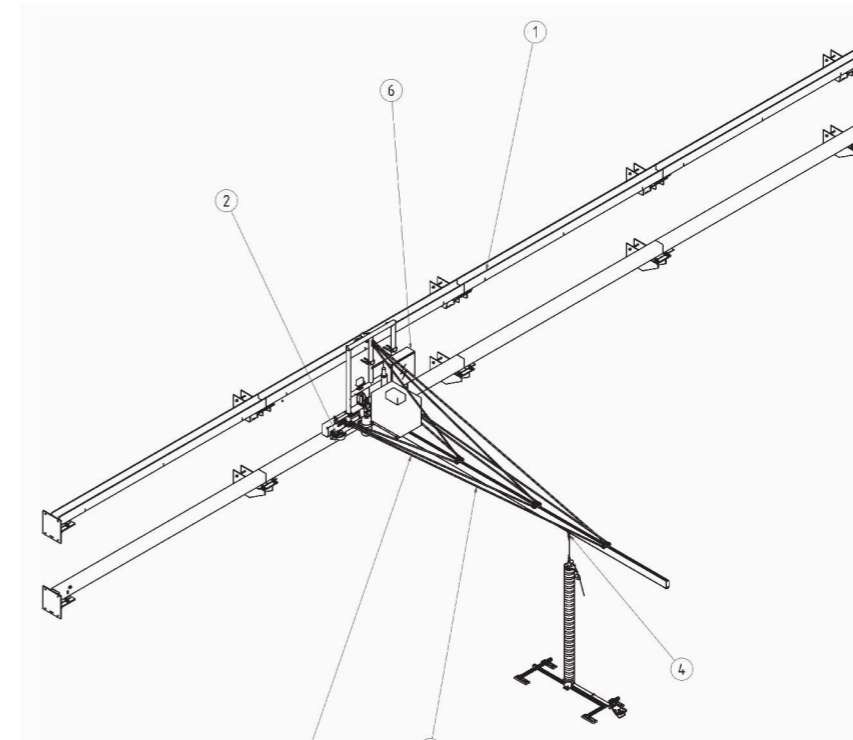
Wall mounted travelling crane WLK-80KG-36.000x7.500 for Fermacell, MDF and chipboards up to 3.000x1.250 mm



Wall mounted travelling crane WLK-120KG-44.000x7.000 with electrically movable jib (7,000 mm) with integrated collision prevention.

# Wall mounted travelling crane

## Technical specifications



- 1 Crane track with wall fixing
- 2 Carriage with friction wheel drive
- 3 Boom with stabilization bearers
- 4 Carriage
- 5 Hose or cable carriage
- 6 Installation area for accessories

AP profile (mm)	Boom						
	2,000	3,000	4,000	5,000	6,000	7,000	8,000
AP-115	250	250	210	120	70	35	
AP-165	250	250	250	250	225	150	90
AP-215	250	250	250	250	250	250	230

Max. load (kg) with different track widths (mm)



### Wall mounted travelling crane blog post

You can find more photos and some more info about our wall-mounted travelling crane in our blog. Just follow the QR code!

# Liffix LF – rigid lift system

Linear and areal transport, commutation-free

## Setup and application

In combination with the smooth-running aluminum rails, we offer a rigid lifting guide system with which you can place loads on and off in the exact position. Thanks to the telescoping aluminum profiles with their robust and precise sliding guides, not only can large strokes be achieved with a low overall height, but eccentric load moments can also be introduced, which makes it possible to load overbuilt processing machines. The stroke can be sensitively controlled using a chain hoist with two speeds.

- Telescopic lifting system with sliding guides
- Hoist drive via chain hoist with two speeds and adjustable end position cut-offs
- Friction wheel drives for electrical movement in the X and Y directions
- Flangible gripping devices with vacuum or mechanical clamping elements
- Ergonomic manipulation handles with all necessary control buttons



**Liffix LF-DT-250KG**  
Rigid lifting system with double telescope for handling steel plates



**Liffix LF-ET-125KG**  
Rigid lifting system with single telescope for pipe handling



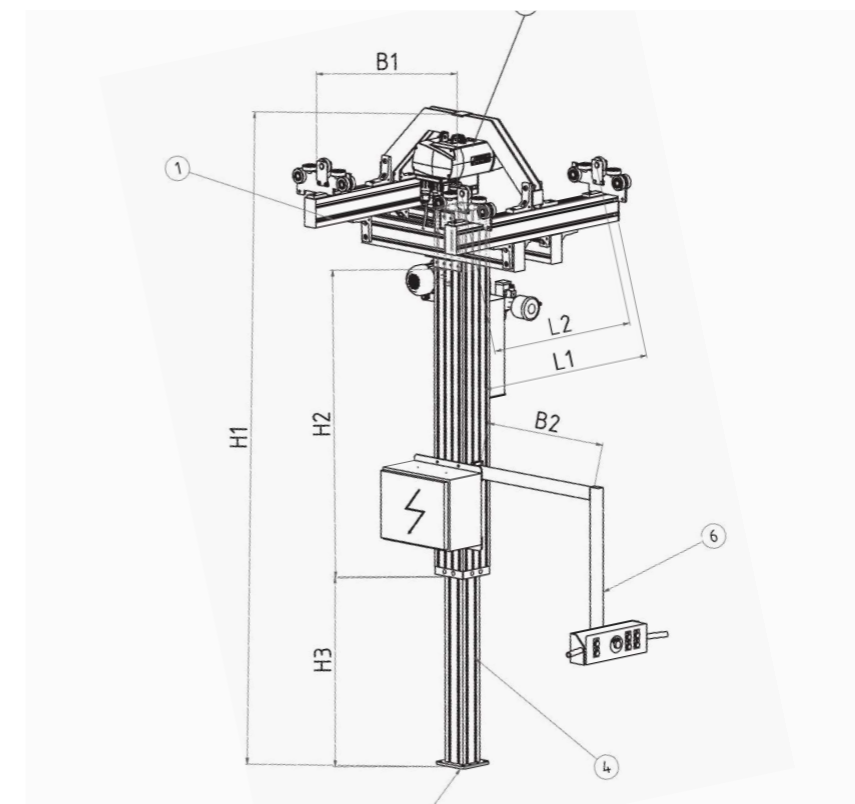
**Liffix LF-ET-50KG**  
Rigid lifting system with single telescope and load bearing for seat frames



**Liffix LF-ET-80KG**  
Rigid double-telescopic lifting system for handling cover elements in final assembly

# Liffix LF – rigid lift system

Technical specifications



- 1 Driving frame with gantry carriages
- 2 Chain hoist
- 3 Jib crane (optional)
- 4 Single or double telescope Sliding bearing
- 5 Flange plate for gripper units
- 6 Ergonomic control handle with push button for electrical movements and emergency stop

Load (kg)	Type	Max. Moment (Nm)	Lifting speed (m/min)	Max. Lift Z (mm)	H1 (mm)	H2 (mm)	H3 (mm)	L1 (mm)	L2 (mm)	B1 (mm)	B2 (mm)	Own weight (kg)
125	LF-100-2	250	2/8	1,500	2,750	2,000	1,500	620	800	560	800	100/-125
	LF-160-2	500	2/8	2,000	3,250	2,500	2,000	620	800	560	800	130/-155
	LF-160-3	125	2/8	2,500	2,500	1,750	2,500	620	800	560	800	150/-175
250	LF-100-2	250	2/8	1,500	2,750	2,000	1,500	620	800	560	800	105/-130
	LF-160-2	500	2/8	2,000	3,250	2,500	2,000	620	800	560	800	135/-160
	LF-160-3	125	2/8	2,500	2,500	1,750	2,500	620	800	560	800	155/-180
320	LF-100-2	250	2/8	1,500	2,750	2,000	1,500	620	800	560	800	110/-135
	LF-160-2	500	2/8	2,000	3,250	2,500	2,000	620	800	560	800	140/-165
	LF-160-3	125	2/8	2,500	2,500	1,750	2,500	620	800	560	800	160/-185
500	LF-100-2	250	2/8	1,500	2,750	2,000	1,500	620	800	560	800	115/-140
	LF-160-2	500	2/8	2,000	3,250	2,500	2,000	620	800	560	800	145/-170
	LF-160-3	125	2/8	2,500	2,500	1,750	2,500	620	800	560	800	165/-190

# Jib cranes

## Basic components

### Setup



**Slewing console DU**  
Stable and robust slewing bracket made of steel with extremely smooth-running slide bearings for jib cranes up to 500 kg.

**Slewing console KL**  
Heavy and robust steel console with ball-bearing shaft for jib cranes up to 800 kg. Very smooth-running due to the ball bearing design.

**Adjustable tie rods**  
Tie rods with right/left-hand thread, which means that the boom can be easily aligned in an exactly horizontal position and the ease of movement is increased.



**End stop with buffer**  
The rubber buffers create sufficient damping when approaching the end positions of crane systems.

**Carriage**  
Robust and smooth-running carriage with 4 or 6 rollers for the highest load requirements.

**Hose and cable carriage**  
For the hose and power supply to vacuum hose lifters and chain hoists.



**Crane main switch**  
For switching the crane system on and off. Also available in a lockable version for maintenance work.

# Jib cranes

## Basic components

### Options



**Mobile base plates**  
For the mobile use of column-mounted jib cranes at different workplaces. Crane can be moved with pallet trucks or forklifts.

**Electrical drives**  
Electric drives are available for both the slewing drive and the chain hoist, which ensure easy operation even with heavy loads.

**Slewing limiter**  
Slewing limiters with rubber damping elements are available for setting a specific slewing range.



**Telescopic version**  
The slewing cranes can be fitted with a telescopic jib to work around interfering edges and contours.

**Cantilever design**  
In the case of low room heights, it is possible to produce the boom with a lower cantilever arm, which increases the usable height of the boom.

**Double joint**  
By using a double joint, the slewing angle in the case of column mounting can be increased to almost 360°.



**Double boom**  
By using a double joint, the slewing angle can be increased to almost 360°.

# Wall-mounted jib crane WSK

## Radial transport up to 180°

### Setup and application

The wall-mounted jib cranes can simply be anchored or clamped to walls or existing substructures. The robust and smooth-running bearing ensures 180° working area coverage without great effort and relieves the operator in coping with the daily work. A large number of options ensure optimum adaptation to your personal requirements, which can further increase the efficiency of the crane systems.

- Smooth-running jib crane with aluminum boom
- Robust steel console with high-quality plain bearings
- Direct attachment to walls without intermediate console
- Optional slewing limiter to adapt to workspaces
- Optional electrical slewing drive
- Easy and ergonomic operation due to its low weight
- Design for electric chain hoists and vacuum hose lifters



**WSK-2500-45KG**  
With clamping console on a T-beam



**WSK-KA-125KG**  
With cantilever design for low overall height



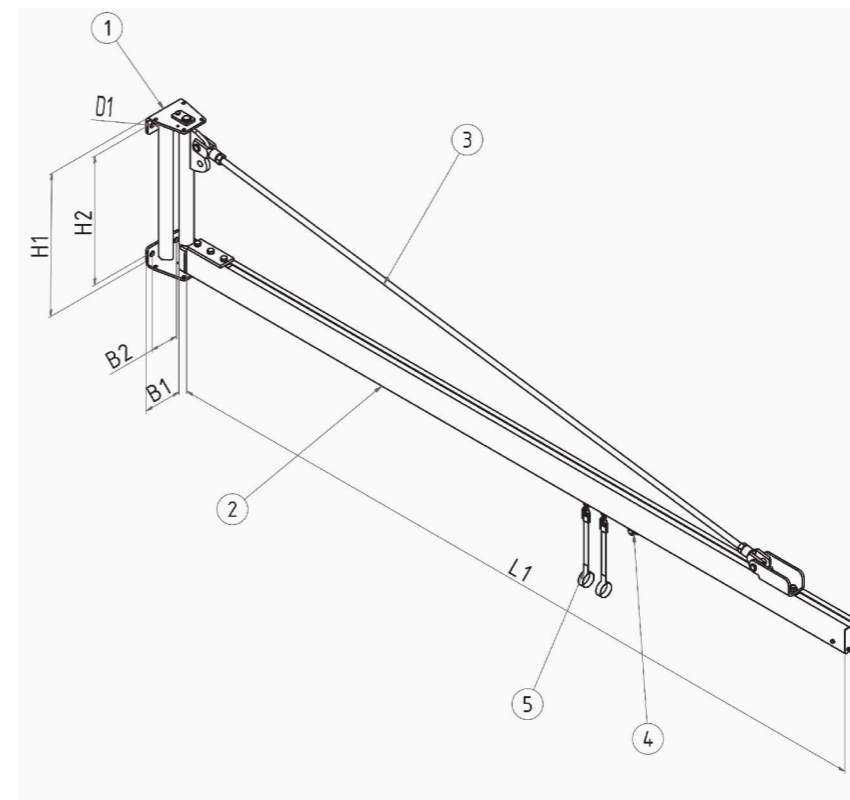
**WSK-5000-100KG**  
Clamped to a hall pillar in the packaging area



**WSK-3000-150KG**  
In assembly area for component production

# Wall-mounted jib crane WSK

## Technical specifications



- 1 Slewing console with high-quality plain bearings and dowel holes
- 2 Smooth-running aluminum boom
- 3 1-3 braces, depending on boom length
- 4 Carriage
- 5 Cable or hose carriage

Load (kg)	Type	Boom L1 (mm)	Slewing range (°)	H1 (mm)	H2 (mm)	B1 (mm)	B2 (mm)	Number x D1 (mm)	Own weight (kg)
50	WSK-...-50KG	2,000 - 6,000	180	590 - 680	510/-600	150	110	4 x 18	25 - 75
85	WSK-...-85KG	2,000 - 6,000	180	590 - 680	510/-600	150	110	4 x 18	30 - 80
125	WSK-...-125KG	2,000 - 6,000	180	680 - 880	600/-800	150	110	4 x 18	35 - 90
160	WSK-...-160KG	2,000 - 6,000	180	680 - 880	600/-800	150	110	4 x 18	40 - 95
250	WSK-...-250KG	2,000 - 6,000	180	680 - 880	600/-800	175	125	4 x 18	45 - 100
320	WSK-...-320KG	2,000 - 6,000	180	880 - 1080	800/-1,080	175	125	4 x 18	50 - 120
500	WSK-...-500KG	2,000 - 6,000	180	1080 - 1280	1,080/-1,280	175	125	4 x 22	55 - 160

# Ceiling-mounted jib crane DSK

## Radial transport up to 270°

### Setup and application

Overhead jib cranes offer the advantage of not requiring any supports or walls and thus offering an unrestricted working area. It is fixed using ceiling brackets that are adapted to your individual circumstances. Due to the low weight of the aluminum construction, effective and ergonomic operation is guaranteed and the operator's daily work is significantly relieved.

- Smooth-running jib crane with aluminum boom
- Robust steel console with high-quality plain bearings
- Slewing ring for 360° working area coverage
- Optional slewing limiter to adapt to workspaces
- Easy and ergonomic operation due to its low weight
- Design for electric chain hoists and vacuum hose lifters



**DSK-4000-50KG**  
For driving under an existing crane rail



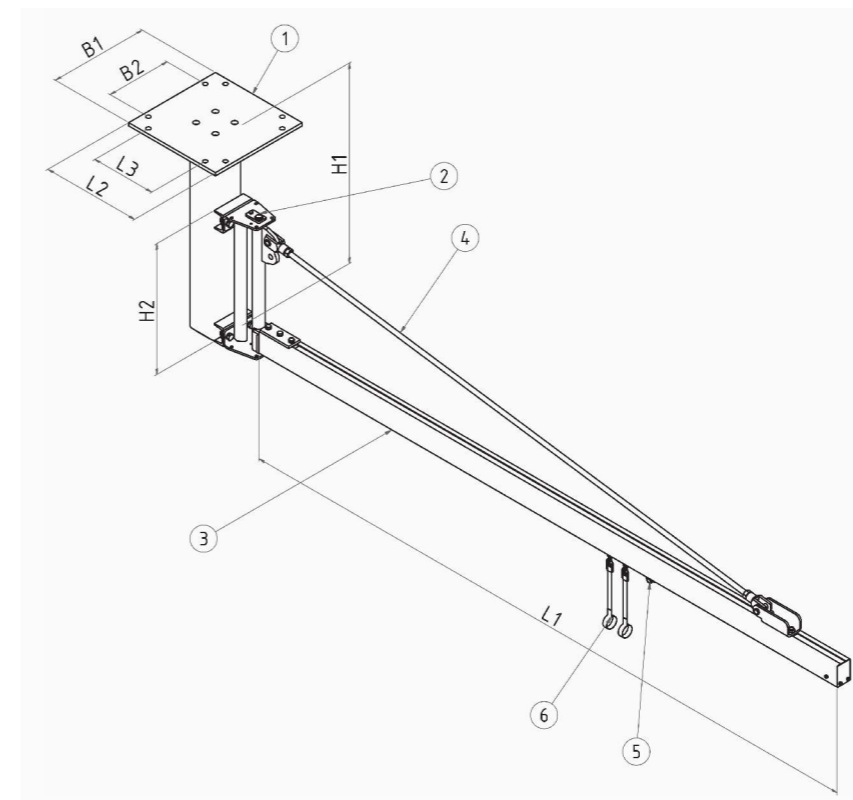
**DSK-3500-100KG**  
With 360° slewing range for loading a CNC machine



**DSK-5000-50KG**  
With slewing limiter and balancer cable

# Ceiling-mounted jib crane DSK

## Technical specifications



- 1 Intermediate console for ceiling mounting
- 2 Slewing console with high-quality plain bearings
- 3 Smooth-running aluminum boom
- 4 1-3 braces, depending on boom length
- 5 Carriage
- 6 Cable or hose carriages

Load (kg)	Type	Boom L1 (mm)	Slewing range (°)	H1 (mm)	H2 (mm)	L2xB2 (mm)	L3xB3 (mm)	Number x D1 (mm)	Own weight (kg)
50	DSK- ... -50KG	2,000 - 6,000	270	580/-2,000	3100	400x400 - 500x500	320x320 - 420x420	4-6 x 18	100 - 130
85	DSK- ... -85KG	2,000 - 6,000	270	620/-2,000	3100	400x400 - 500x500	320x320 - 420x420	4-6 x 18	120 - 150
125	DSK- ... -125KG	2,000 - 6,000	270	620/-2,000	3100	400x400 - 500x500	320x320 - 420x420	6 x 18	160 - 260
160	DSK- ... -160KG	2,000 - 6,000	270	420/-2,000	3100	500x500 - 600x600	420x420 - 520x520	6 x 18	180 - 280
250	DSK- ... -250KG	2,000 - 6,000	270	420/-2,000	3100	500x500 - 600x600	420x420 - 520x520	6 x 18	200 - 320
320	DSK- ... -320KG	2,000 - 6,000	270	820/-2,000	3100	500x500 - 600x600	420x420 - 520x520	6 x 18	260 - 340
500	DSK- ... -500KG	2,000 - 6,000	270	820/-2,000	3100	600x600 - 800x800	520x520 - 720x720	6-8 x 18	300 - 420

# Column-mounted jib crane SSK

## Radial transport up to 270°


### Setup and application

Column-mounted jib cranes are particularly suitable in work areas where there are no other mounting options for jib cranes. Due to the large dimensioned base plates, the columns can be easily anchored to the floor and work areas of up to 270° can be covered. The aluminum boom and the robust and smooth-running bearings relieve the employees and ensure efficient and ergonomic operation.

- Smooth-running jib crane with aluminum boom
- Robust and large dimensioned steel column
- Galvanized steel column up to 250 kg, painted
- Robust steel console with high-quality plain bearings
- Optional slewing limiter to adapt to workspaces
- Easy and ergonomic operation due to its low weight
- Design for electric chain hoists and vacuum hose lifters



**SSK-4000-60KG**  
3 pillar slewing cranes for picking wooden panels



**SSK-4000-80KG**  
With hose lifter for moving plastic sheets



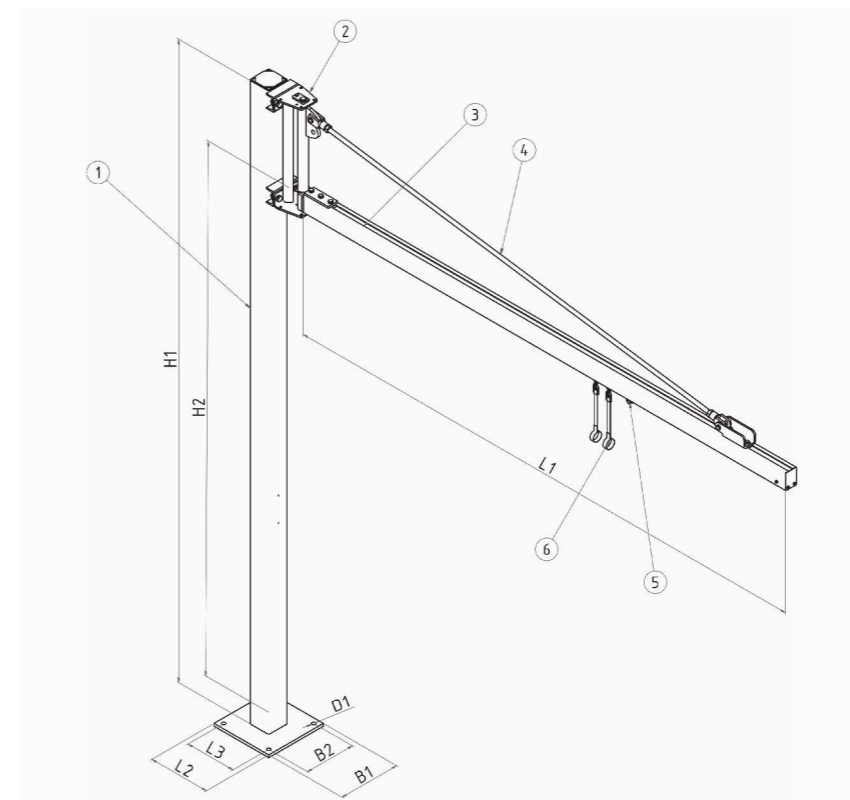
**SSK-4000-100KG**  
For handling large cardboard boxes



**SSK-6000-500KG**  
With chain hoist for internal transport in final assembly

# Column-mounted jib crane SSK

## Technical specifications



- 1 High-strength, low-vibration column with reinforced base plate
- 2 Slewing console with high-quality plain bearings
- 3 Smooth-running aluminum boom
- 4 1-3 braces, depending on boom length
- 5 Carriage
- 6 Cable or hose carriage

Load (kg)	Type	Boom L1 (mm)	Slewing range (°)	H1 (mm)	H2 (mm)	L2xB2 (mm)	L3xB3 (mm)	Number x D1 (mm)	Own weight (kg)
50	SSK ... -50KG	2,000 - 6,000	270	3,620/-3,720	3100	400x400 - 500x500	320x320 - 420x420	4-6 x 18	120 - 150
85	SSK ... -85KG	2,000 - 6,000	270	3,620/-3,720	3100	400x400 - 500x500	320x320 - 420x420	4-6 x 18	140 - 170
160	SSK ... -160KG	2,000 - 6,000	270	3,720/-3,920	3100	500x500 - 600x600	420x420 - 520x520	6 x 18	220 - 350
250	SSK ... -250KG	2,000 - 6,000	270	3,720/-3,920	3100	500x500 - 600x600	420x420 - 520x520	6 x 18	240 - 380
320	SSK ... -320KG	2,000 - 6,000	270	3,920/-4,120	3100	500x500 - 600x600	420x420 - 520x520	6 x 18	380 - 490
500	SSK ... -500KG	2,000 - 6,000	270	4,120/-4,320	3100	600x600 - 800x800	520x520 - 720x720	6-8 x 18	520 - 670

# Articulated jib crane KSK

## Radial transport up to 270°

### Setup and application

Articulated booms are characterized by their flexibility and compact design. The double joint bearing with arms that can be moved independently of one another means that the most confined spaces can be covered and interfering contours easily avoided. The smooth-running bearings via sliding bushes ensure simple and ergonomic operation, which relieves the operator significantly and increases both efficiency and safety at the workplace.

- Robust and compact steel construction
- Joint bearings with high-quality plain bearings
- Slewing stops with rubberized buffers
- Optional slewing limiter to adapt to workspaces
- Easy and ergonomic operation due to its low weight
- Version for wall-mounting possible
- Integrated vacuum supply when using hose lifters



**KSK-2500-2500-80KG**  
For loading a processing machine



**KSK-2000/2000-125KG**  
With a mobile base plate and a vacuum hose lifter



**KSK-2500/2000-60KG**  
For dipping into a sack system



**KSK-2500/2000-60KG**  
With vacuum hose lifter for sack handling

# Articulated jib crane KSK

## Technical specifications



- 1 High-strength, low-vibration column with reinforced base plate
- 2 Slewing console with high-quality plain bearings
- 3 Smooth-running basic boom
- 4 Slewing console with high-quality plain bearings
- 5 Slewing boom
- 6 Holder for chain hoist or hose lifter

Load (kg)	Type	Slewing range (°)	L1 (mm)	L2 (mm)	H1 (mm)	H2 (mm)	L3 (mm)	L4 (mm)	B1 (mm)	B2 (mm)	Number x D1 (mm)	Own weight (kg)
50	KSK- ... -50KG	270/360	1,500 - 2,500	1,000 - 2,000	3,620/-3,720	3100	500	400	420	320	4 x 18	145 - 155
85	KSK- ... -85KG	270/360	1,500 - 2,500	1,000 - 2,000	3,620/-3,720	3100	500	400	420	320	4 x 18	150 - 160
125	KSK- ... -125KG	270/360	1,500 - 2,500	1,000 - 2,000	3,720/-3,920	3100	500	400	420	320	6 x 18	155 - 170



#### Articulated jib crane blog

You can find more photos and some more info about our knuckle boom crane in our blog. Just follow the QR code!

# Electric chain hoists EKZ

## Loads up to 1,250 kg

### Setup and application

Robust and powerful chain hoists with a long service life for loads of up to 1,250 kg. The chain hoists, in combination with the smooth-running aluminum profiles and the vacuum lifters, ensure a smooth and ergonomic production process and guarantee the highest level of operational safety. The chain hoists have a pendant control as standard, but can optionally also be controlled via the vacuum lifting device, which significantly increases user-friendliness.

- Very robust, low-noise and durable construction
- Contactor-controlled version, also suitable for radio control
- Low-maintenance and service-friendly design
- Standard stroke 3,000 mm with 2,000 mm long pendant control
- High level of operational reliability thanks to 48 VDC control voltage
- PowerBox for the power supply of a vacuum lifter
- CraneBox for chain hoist control from the vacuum lifter



**Chain hoist with pendant control**  
For controlling the chain hoist and other electrical movements



**Electric chain hoist without pendant control**  
In combination with the CraneBox, the chain hoists can be controlled directly from a vacuum lifter



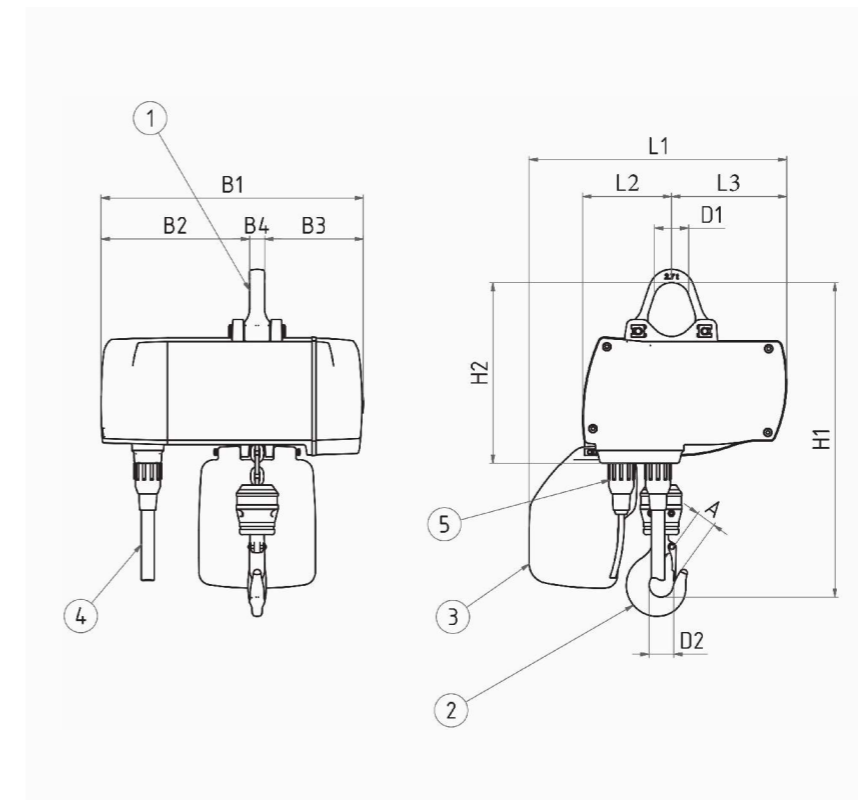
**Power box**  
For the power supply of vacuum lifters, power connection via power plug



**CraneBox**  
For the power supply and the control of all crane functions directly via the ControlBox of the vacuum lifter

# Electric chain hoists EKZ

## Technical specifications



- 1 Suspension eyelet for traveling gear
- 2 Crane hook
- 3 Chain case
- 4 Connection for pendant control or CraneBox
- 5 Connection for power supply or PowerBox

Load (kg)	Type	Lift (m/min)	Lift (mm)	Drive power (kW)	L1 (mm)	L2 (mm)	L3 (mm)	B1 (mm)	B2 (mm)	B3 (mm)	B4 (mm)	H1 (mm)	H2 (mm)	D1 (mm)	D2 (mm)	A (mm)	Own weight (kg)
125	GM2	2/8	3,000	0.09/0.35	297	103	132	346	175	171	24	348	198	40	30	19	22
250	GM2	2/8	3,000	0.09/0.35	297	103	132	346	175	171	24	348	198	40	30	19	22
320	GM2	1/4	3,000	0.09/0.35	297	103	132	346	175	171	24	348	198	40	30	19	22
	GM4	2/8	3,000	0.22/0.9	353	120	156	402	217	185	24	400	237	40	36	25	35
500	GM2	1/4	3,000	0.09/0.35	297	103	132	346	175	171	24	348	198	40	30	19	22
	GM4	2/8	3,000	0.22/0.9	353	120	156	402	217	185	24	400	237	40	36	25	35
630	GM4	1/4	3,000	0.22/0.9	353	120	156	402	217	185	24	400	237	40	36	25	35
	GM6	2/8	3,000	0.4/1.7	466	160	211	472	281	191	28	494	303	63	43	31	58
800	GM4	1/4	3,000	0.22/0.9	353	120	156	402	217	185	24	400	237	40	36	25	35
	GM6	2/8	3,000	0.4/1.7	466	160	211	472	281	191	28	494	303	63	43	31	58
1,000	GM4	1/4	3,000	0.22/0.9	353	120	156	402	217	185	24	400	237	40	36	25	35
	GM6	2/8	3,000	0.4/1.7	466	160	211	472	281	191	28	494	303	63	43	31	58
1,250	GM4	1/4	3,000	0.22/0.9	353	120	156	402	217	185	24	400	237	40	36	25	35
	GM6	2/8	3,000	0.4/1.7	466	160	211	472	281	191	28	494	303	63	43	31	58

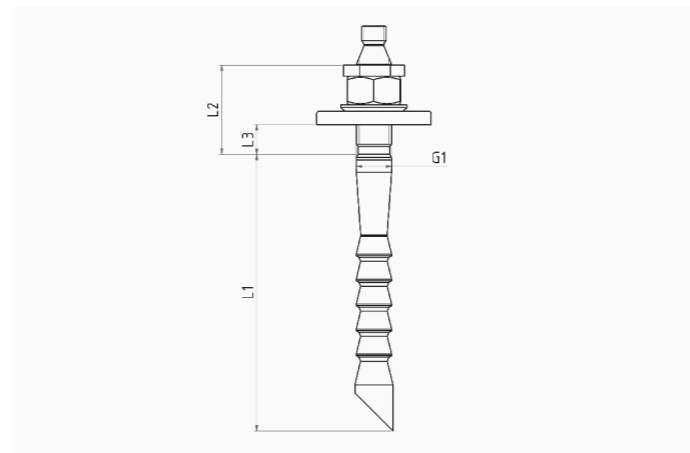
# Installation

## Dowel fixings

### Setup and application

These fixing dowels are specially certified for dynamic loads and have a high tensile load. Slight vibrations can be compensated for by the calotte attachment and the tie rods should be loaded evenly. The doweling takes place using composite anchor cartridges and the drilling gaps are filled with injection mortar. This creates a highly resilient connection that safely withstands extremely dynamic loads.

- Heavy duty carbon steel anchorage
- Temperature range from -40°C to 50°C
- Required concrete quality min. C20/25
- Approval according to European Technical Assessment ETA-03/0032
- Dispensing device and injection mortar required as accessories



**Dynamic dowel fixing**  
Anchored directly to the hall floor via a base plate.

Type	Nominal Ø	Drill Ø	Drill depth Required	floor depth Required	edge spacing	Axis spacing	Tightening torque	Permitted tensile load (kN)	Permitted transverse load (kN)	L1	L2	L3	G1
HAS-TZ-	(mm)	(mm)	(mm)	(mm)	(mm)	(mm)	(Nm)						
M10x75/30	10	12	90	150	50	50	40	7.4	3.3	75	34	<15	M10
M10x75/50	10	12	90	150	50	50	40	7.4	3.3	75	49	<30	M10
M12x95/25	12	14	110	190	70	60	50	13.3	6.3	95	48	<25	M12
M12x95/50	12	14	110	190	70	60	50	13.3	6.3	95	73	<50	M12
M12x95/100	12	14	110	190	70	60	50	13.3	6.3	95	123	<100	M12
M16x105/30	16	18	125	210/160	85/350	70/150	90	14.8	11.1	105	56	<30	M16
M16x105/60	16	18	125	210/160	85/350	70/150	90	14.8	11.1	105	86	<60	M16
M16x105/100	16	18	125	210/160	85/350	70/150	90	14.8	11.1	105	126	<100	M16
M16x125/30	16	18	145	250/190	85/350	70/150	90	14.8	11.1	125	56	<30	M16
M16x125/60	16	18	145	250/190	85/350	70/150	90	14.8	11.1	125	86	<60	M16
M16x125/100	16	18	145	250/190	85/350	70/150	90	14.8	11.1	125	126	<100	M16

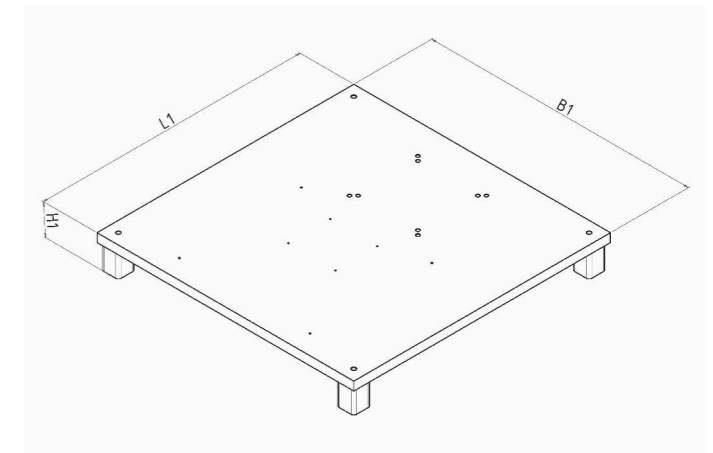
# Installation

## Mobile base plates

### Setup and application

The mobile base plates can be used for column-mounted jib cranes if they are not always required at the same workplace. The solid base plates, some of which are equipped with additional weights, can absorb extremely high moments and ensure sufficient, secure stability. The mobile base plates can be moved very easily using pallet trucks or forklifts, which means that there is a high level of flexibility for different workplaces.

- Easy to move with a pallet truck or forklift
- High stability due to high dead weight
- Additional weights can be added to increase the load
- Increased flexibility if there are multiple workstations
- No doweling to the floor necessary



**Mobile base plate**  
Use a pallet truck or forklift to move base plates

Type	Max. torque (Nm)	Max. load (kg) at boom length (mm):					L1 (mm)	B1 (mm)	H1 (mm)	Own weight (kg)
		2,000	3,000	4,000	5,000	6,000				
MGP-2000	2,000	100	65	50	40	32.5	1,200	1,200	2,000	460
MGP-4000	4,000	200	135	100	80	65	1,500	1,300	4,000	620
MGP-6000	6,000	300	200	150	120	100	1,500	1,300	6,000	810
MGP-8000	8,000	400	265	200	160	135	1,500	1,500	8,000	1,030
MGP-10000	10,000	500	330	250	200	165	1,500	1,500	10,000	1,560
MGP-12000	12,000	600	400	300	240	200	1,500	1,500	12,000	2,160



## Work stations

Versatile, reliable, process-reliable

It doesn't matter whether you process workpieces all around, move them or turn them at one location- workstations from Fezer are the ideal supplement for your production processes.

The workstations from Fezer are very versatile and support you in the various applications of your daily production processes. With the VacuStand work stands, you can process workpieces all around or you can use it for more complex assembly work where you need the workpieces in different positions. For mobile applications, the VacuStand can also be equipped with wheels or placed on a mobile base plate. If you need mobile support with electric height adjustment, you will find the right aid in the Mobilift series. They can be moved very easily manually using an ergonomic operating handle and can bring loads to the required height quickly and easily. This allows you to move loads effortlessly and set an ergonomic working position.

For heavy load movements that have to be integrated into your production processes, Fezer offers you fully electrically driven workstations. With these, you can swivel or completely turn over large plates in a very short time. With their individual construction, the stations are designed entirely for your needs and requirements and thus ensure rational and effective process optimization and at the same time increase the safety of your workplaces.

Overview	Application	Handling	Max. workpiece dimensions	Max. loads	Page
VacuStand	All-round machining, assembly aid	horizontal, tilting, vertical	2,000x1,000 mm	125 kg	123
Work stations	Support of production processes	Horizontal, tilting, reversing	12,000x4,000 mm	500 kg	127
Mobilift	Mobile workstation with lifting mast	Horizontal, slew, rotate, vertical	2,500x1,000 mm	1,000 kg	129

# VacuStand VS

## Stationary work stands

### Setup and application

The work stands are made of stable aluminum profiles and have a modular structure. Due to the continuous rotary movement and the 90° slewing device, loads that have been suctioned can be brought into almost any position and processed. Various suction cup designs and additional options offer optimal adaptation to the workpieces to be processed. The standard height adjustment with clamping ensures an ergonomic working height.

- Integrated vacuum reserve tank
- Touch valves for automatic suction of the workpieces
- Clamping lever for fixing the rotating and slewing movement
- ECO module for energy saving
- Optional locking modules for turning and slewing
- Optional drives for rotating, slewing and height adjustment
- Optional "ACCU" version for off mains operation



**VacuStand VS-I-50KG**  
With locking modules and foot control for the pre-assembly of window elements



**VacuStand VS-I-25KG**  
With locking modules and foot control for the processing of seat surfaces for chairs



**VacuStand VS-I-75KG**  
With attachment II for grinding work on aluminum base plates



**Rastmodul RM-4**  
With locking module for 4 positions, every 22.5°. Operation via foot pedals



**VacuStand VS-I-100KG**  
With attachment IV, adjustable and clampable via longitudinal and cross beams



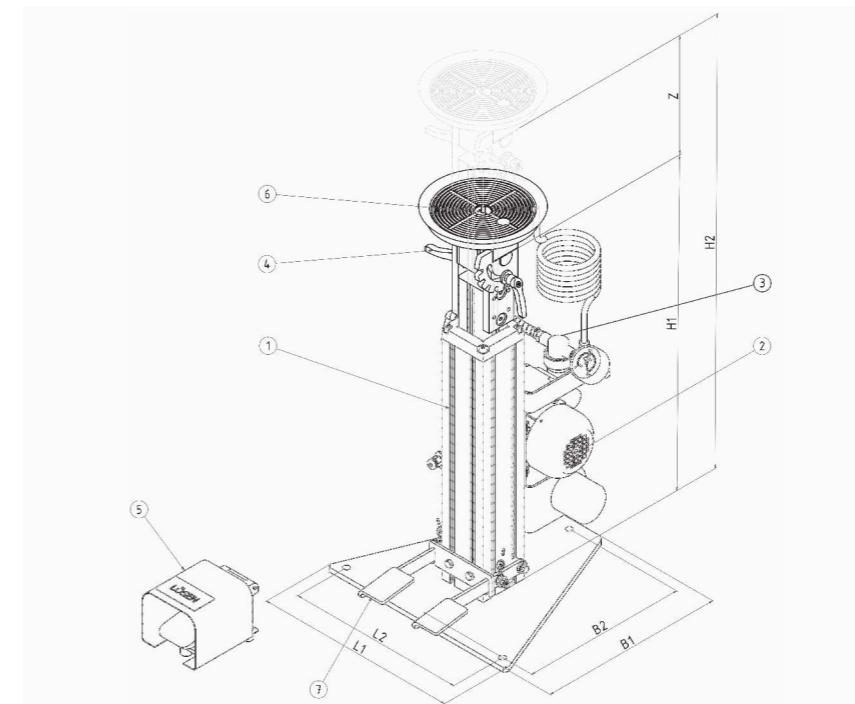
**ACCU module**  
For mains-independent operation via a tool battery and separate charger

# VacuStand VS

## Technical specifications



**VacuStand product range**  
More information and application videos about our VacuStand can be found here. Just follow the QR code. #LiftWithTheBest.



- 1 Basic stand with telescopic AL profiles
- 2 Vacuum pump with check valve and vacuum accumulator
- 3 Vacuum filter
- 4 Slewing and turning joint with brake lever
- 5 Foot breaker for release
- 6 Holder for suction pads and attachments
- 7 Optional foot controls for latching modules

Type	Vacuum generator	Operating voltage	Slewing (°)	Turning (°)	L1 (mm)	L2 (mm)	B1 (mm)	B2 (mm)	H1 (mm)	H2 (mm)	Z (mm)	Own weight (kg)
VS-AL	T4.4	230 V1AC	90	360	424	380	396	353	770	1,025	255	45/-55
VS-AL-ACCU	TF4.2	24 VDC	90	360	424	380	396	353	770	1,025	255	50/-60

Suction cups / attachments	Suction cups FSRL 120	Suction cups FSRL 170	Suction cups FSRL 230	Suction cups FSRL 290	Suction cups FSL 100x200	Suction cups FSL 100x300	Attachment II 2xFSRL120	Attachment II 2xFSRL170	Attachment IV 4xFSRL120	Attachment II 2xFSRL170
Dimension D, LxB (mm)	120	170	230	290	100x200	100x300	820x200	820x200	820x400	820x400
Holding force horiz./vert. (kg)	25/13	50/25	100/50	150/75	40/20	65/33	50/25	100/50	100/50	100/50
Own weight (kg)	0.35	0.55	1.00	1.95	1.25	1.60	6.25	6.75	11	12

# VacuStand

## Mobile work stand

### Setup and application

The mobile work stands are suitable both for changing workplaces and for assembly support on assembly lines or driverless transport frames. Thanks to the smooth-running rollers, the work stands can be moved to the required work station effortlessly and without great effort. Workpieces that have been suctioned can be rotated, slewed, raised or lowered into the appropriate machining position for an ergonomic working position. All positions can be fixed using clamping levers or optional locking modules.

- Mobile application thanks to wheels with parking brakes
- Integrated vacuum reserve tank
- Touch valves for automatic suction of the workpieces
- Clamping lever for fixing the rotating and slewing movement
- ECO module for energy saving
- Optional locking modules for turning and slewing
- Optional drives for turning, slewing and height adjustment
- Optional "ACCU" version for off mains operation



**VacuStand VS-I-AL-FSRL290**  
Mounted on a mobile base plate with a single suction pad



**VacuStand VS-I-AL-AS/SO**  
With ACCU module and electrical height and slewing adjustment



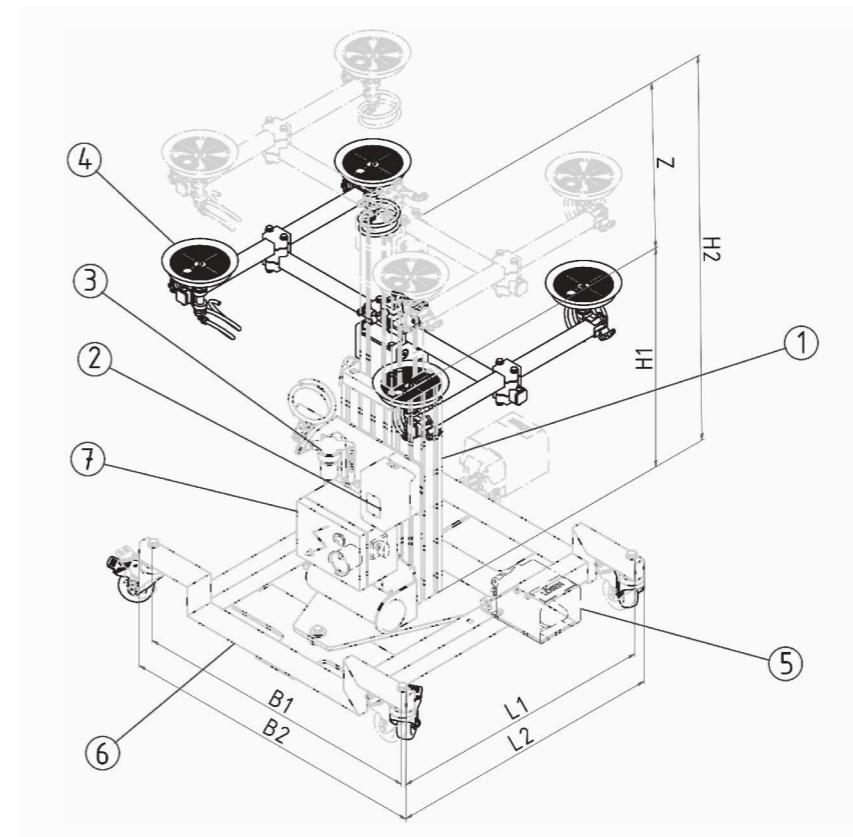
**VacuStand VS-I-AL-FTS**  
With ACCU module and electrical height and slewing adjustment

# VacuStand

## Technical specifications



**VacuStand product range**  
More information and application videos about our VacuStand can be found here. Just follow the QR code. #LiftWithTheBest.



- 1 Basic stand with telescopic AL profiles
- 2 Vacuum pump with check valve
- 3 Vacuum filter
- 4 Slewing, turning joint with locking lever
- 5 Foot breaker for release
- 6 Holder for suction pads and attachments
- 7 Optional foot controls for latching modules

Type	Vacuum generator	Operating voltage	Slewing (°)	Turning (°)	L1 (mm)	L2 (mm)	B1 (mm)	B2 (mm)	H1 (mm)	H2 (mm)	Z (mm)	Own weight (kg)
VS-I-AL	T4.4	230 V1AC	90	360	860	920	860	920	770	1,025	255	80/-90
VS-I-AL-ACCU	TF4.2	24 VDC	90	360	860	920	860	920	770	1,025	255	85/-95

Suction cups / attachments	Suction cups FSRL 120	Suction cups FSRL 170	Suction cups FSRL 230	Suction cups FSRL 290	Suction cups FSL 100x200	Suction cups FSL 100x300	Attachment II 2xFSRL120	Attachment II 2xFSRL120	Attachment IV 4xFSRL120	Attachment II 2xFSRL170
Dimension D, LxB (mm)	120	170	230	290	100x200	100x300	820x200	820x200	820x400	820x400
Holding force horiz./vert. (kg)	25/13	50/25	100/50	150/75	40/20	65/33	50/25	100/50	100/50	100/50
Own weight (kg)	0.35	0.55	1.00	1.95	1.25	1.60	6.25	6.75	11	12

# Slewing and reversing stations

## Stationary systems for process optimization

### Setup and application

The individually constructed workstations are intended for integration into ongoing work and production processes where loads have to be swiveled or turned. This can significantly reduce throughput times and at the same time increase work safety. The stations are operated at a sufficient safety distance via a separately installed control panel with all the necessary control functions. These are based on the existing customer requirements and are specially tailored to them, so that an efficient, safe and rational process optimization is guaranteed.

- Individual construction design for process optimization
- Slewing and reversing function via robust geared motors
- Electrical height adjustment via linear guides and cylinders
- Integration of clamping, traversing or clamping devices
- Integration of pneumatic actuators
- Operation via separate control panel with dead man's switch
- Safety devices (light barriers, etc.) as specified
- PLC control with programming



**Slewing station SSS-90E-HV-150KG**  
With height adjustment in the pre-assembly of mobile home floors



**Reversing station SWS-270E-HV-200KG**  
With height adjustment and pneumatically adjustable suction elements for mobile home roof elements



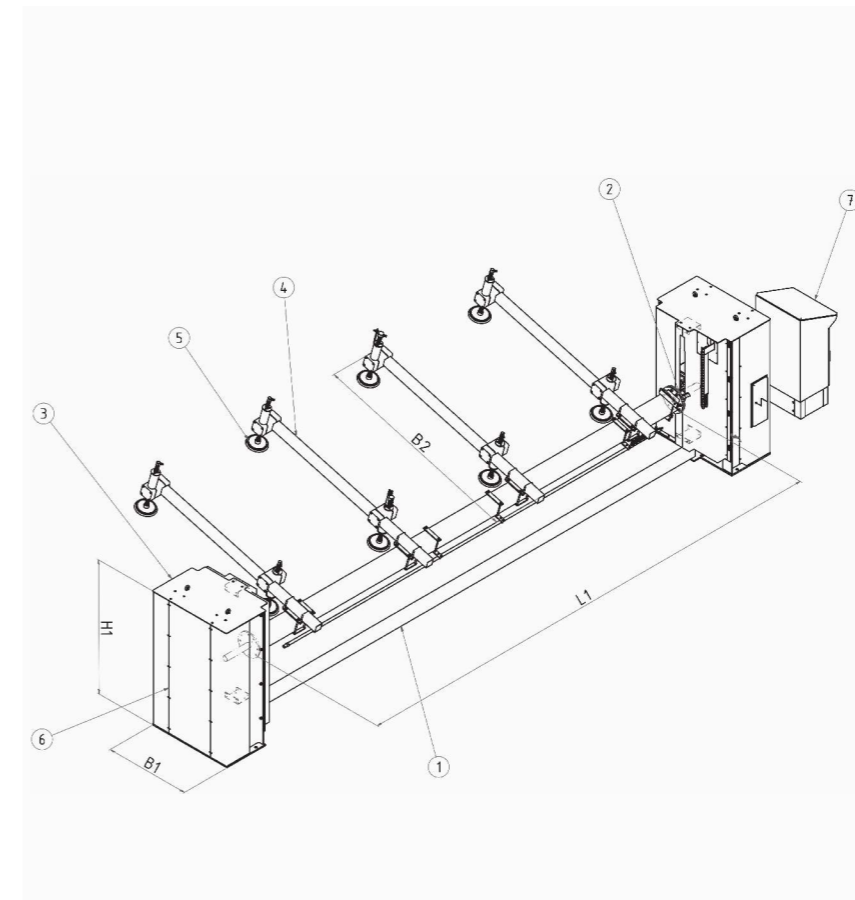
**Reversing station SWS-180E-HV-200KG**  
With height adjustment for turning sandwich elements in pre-assembly



**Reversing station SWS-180E-HV-250KG**  
With height adjustment for reversing aluminum sheets up to 13,000 mm in length

# Slewing and reversing stations

## Technical specifications



- 1 Robust base frame made of steel
- 2 Optional height adjustment via lifting cylinder or chain hoists
- 3 Slewing drives via geared motors
- 4 Steel frame for vacuum components
- 5 Suction pads individually designed for the workpiece
- 6 Separately installed vacuum energy unit
- 7 Control panel with all necessary switches
- 8 Electronic warning device with signal siren

Load (kg)	Type	Handling	Workpiece dimensions		Slewing - reversing time (s)	Lift time per 100 mm (s)	L1 (mm)	B1 (mm)	H1 (mm)	Own weight (kg)
			min (mm)	max (mm)						
125	SSS	Slewing	2,000 x 500	10,000 x 2,500	15 - 30	0.5 - 2	3,000 - 12,000	2,000 - 7,000	1,000 - 1,500	250 - 350
	SWS	Reversing	2,000 x 500	10,000 x 2,500	30 - 60	0.5 - 2	3,000 - 12,000	2,000 - 7,000	1,000 - 3,500	350 - 500
250	SSS	Slewing	2,000 x 500	10,000 x 2,500	15 - 30	0.5 - 2	3,000 - 12,000	2,000 - 7,000	1,000 - 1,500	300 - 400
	SWS	Reversing	2,000 x 500	10,000 x 2,500	30 - 60	0.5 - 2	3,000 - 12,000	2,000 - 7,000	1,000 - 3,500	450 - 600
500	SSS	Slewing	2,000 x 500	10,000 x 2,500	15 - 30	0.5 - 2	3,000 - 12,000	2,000 - 7,000	1,000 - 1,500	500 - 750
	SWS	Reversing	2,000 x 500	10,000 x 2,500	30 - 60	0.5 - 2	3,000 - 12,000	2,000 - 7,000	1,000 - 3,500	750 - 1,000

# MobiliftMini ML

## Mobile forklift up to 200 kg

### Setup and application

The mobile forklifts with electric lifting mast and self-sufficient power supply are suitable for load movements where they have to be approached in a precise position and stored or removed from shelves or load carriers. The robust and smooth-running wheels allow movement by just one person without great effort. By integrating vacuum grippers and electrical movement functions, the devices can be customized to support your work processes efficiently.

- Efficient support for work processes with light loads
- Basic unit with lifting mast, battery and charger
- Simple operation via intuitive joystick
- Optional gripping devices with vacuum or mechanical units
- Optional gripping units with a wide variety of movement axes
- Easily operated pendant control for additional functions
- Assembly and production support of all kinds
- Transfers to/from and with stores of workpieces



**MobiliftMini ML-100KG-1500**  
For loading a coiler mandrel with copper coils



**MobiliftMini ML-100KG-2000**  
With manual turning unit for window elements



**MobiliftMini ML-200KG-2000**  
With integrated vacuum lifter for collecting containers



**MobiliftMini ML-200-1500-100KG**  
With integrated vacuum technology for handling metal containers



**MobiliftMini ML-200-2000-100KG**  
with integrated vacuum technology and electrical slewing unit for window elements



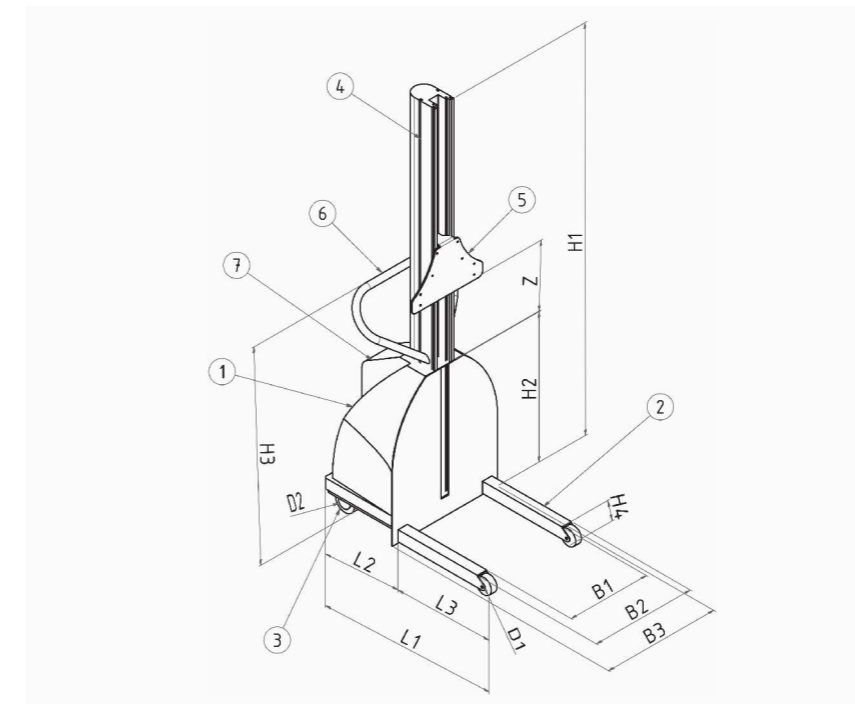
**MobiliftMini ML-100KG-2000**  
With integrated vacuum technology and electrical slewing unit for coil units

# MobiliftMini ML

## Technical specifications



**Mobilift product range**  
You can find more information and application videos about our Mobilift here. Just follow the QR code. #LiftWithTheBest.



- 1 Supply unit with batteries, lifting cylinder and electronics
- 2 Fork carriage with fixed wheels
- 3 Steerable wheels with optional parking brakes
- 4 Lifting mast with integrated carriage
- 5 Base plate for flange-mounting the handling unit
- 6 Operating handle for guiding the lift truck
- 7 Control panel with main switch and charge status display
- 8 Electronic warning device with signal siren

Type	Load (kg)	Max. lift (mm)	Max. lift speed (m/min)	Permitted tilting moment front (Nm)	Permitted tilting moment side (Nm)	Battery voltage (V)	Battery power (Ah)	Own weight (kg)
ML-100-1500	100	1,500	2	125	75	2x12V	17	80
ML-100-2000	100	2,000	2	125	75	2x12V	17	85
ML-200-1500	200	1,500	2	125	75	2x12V	40	95
ML-200-2000	200	2,000	2	125	75	2x12V	40	100

Type	L1 (mm)	L2 (mm)	L3 (mm)	B1 (mm)	B2 (mm)	B3 (mm)	H1 (mm)	H2 (mm)	H3	H4	Z	D1 (mm)	D2 (mm)
ML-100-1500	860	360	500	400	500	565	1,925	785	1080	80	1,500	80	100
ML-100-2000	860	360	500	400	500	565	2,425	785	1080	80	2,000	80	100
ML-200-1500	860	360	500	400	500	565	1,925	785	1080	80	1,500	80	100
ML-200-2000	860	360	500	400	500	565	2,425	785	1080	80	2,000	80	100

# MobiliftMaxi ML

## Mobile forklift up to 500 kg

### Setup and application

If heavy loads have to be moved quickly, easily and efficiently without crane support, these devices offer the best possible support. The double mast design guarantees high lifting loads and precise positioning. The large dimensioned wheels with parking brake reduce the starting torque and the forklift becomes an easy-to-move means of transport by just one operator. Individually adapted gripping devices and movement functions ensure smooth production processes.

- Efficient support for work processes with heavy loads
- Basic unit with double lifting mast, battery and charger
- Narrow and wide version of the running boom
- Optional gripping devices with vacuum or mechanical units
- Electric drives for turning, slewing or reversing
- Easily operated pendant control for additional functions
- Assembly and production support of all kinds
- Transfers to/from and with stores of workpieces



**MobiliftMaxi ML-3000-250KG**

With electric rotary and adjustment drive for storing and retrieving large and heavy tool molds



**MobiliftMaxi ML-2000-500KG**

In the pre-assembly of engine hoods with additional security for overhead assembly



**MobiliftMaxi ML-2000-500KG**

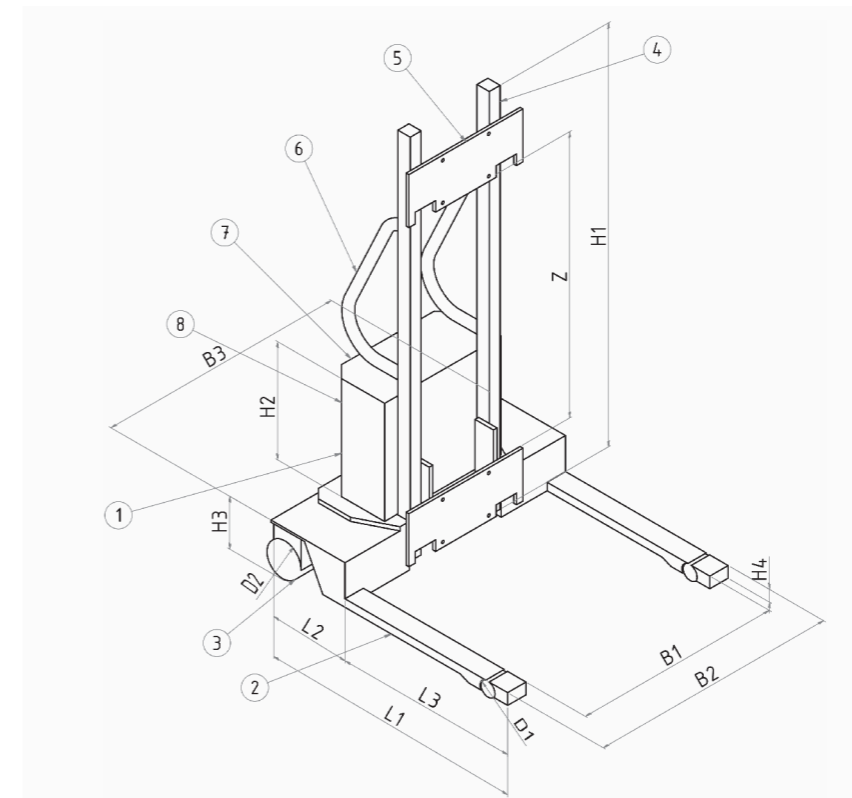
In the pre-assembly of engine hoods in the reversed state

# MobiliftMaxi ML

## Technical specifications



**Mobilift product range**  
You can find more information and application videos about our Mobilift here. Just follow the QR code. #LiftWithTheBest.



- 1 Supply unit with batteries, lifting cylinder and electronics
- 2 Fork carriage with fixed wheels
- 3 Steerable wheels with optional parking brakes
- 4 Lifting mast with integrated carriage
- 5 Base plate for flange-mounting the handling unit
- 6 Operating handle for guiding the lift truck
- 7 Control panel with main switch and charge status display
- 8 Electronic warning device with signal siren

Type	Load (kg)	Max. lift (mm)	Max. lift speed (m/min)	Permitted tilting moment front (Nm)	Permitted tilting moment side (Nm)	Battery voltage (V)	Battery power (Ah)	Own weight (kg)
ML-250-2000	250	2,000	2/3	1,250	750	2x12	60/-120	340/380
ML-250-3000	250	3,000	2/3	1,250	750	2x12	60/-120	360/400
ML-500-2000	500	2,000	2/3	1,250	750	2x12	60/-120	360/400
ML-500-3000	500	3,000	2/3	1,250	750	2x12	60/-120	380/420

Type	L1 (mm)	L2 (mm)	L3 (mm)	B1 (mm)	B2 (mm)	B3 (mm)	H1 (mm)	H2 (mm)	H3 (mm)	H4 (mm)	Z (mm)	D1 (mm)	D2 (mm)
ML-250-2000	1,280	380	900	1,000	1,200	1,250	2,480	800	225	80	2,000	65	180
ML-250-3000	1,280	380	900	1,000	1,200	1,250	3,480	800	225	80	3,000	65	180
ML-500-2000	1,280	380	900	1,000	1,200	1,250	2,480	800	225	80	2,000	65	180
ML-500-3000	1,280	380	900	1,000	1,200	1,250	3,480	800	225	80	3,000	65	180

# ONLINE

Already registered?



On our website you will find further practical application examples as well as numerous videos of our products in use.

Find out about the wide range of possible applications for vacuum technology, which make your handling tasks safer and more ergonomic and, above all, increase the cost-effectiveness of your production processes.

Subscribe to our free e-mail newsletter, in which we will regularly inform you about new products, the latest news and dates from Fezer.

We would be happy to advise you and are available to answer any questions you may have at any time. Just give us a call or send us an email:

Telephone: +49 7153 61316-0  
E-Mail: [info@fezer.com](mailto:info@fezer.com)



### Newsletter subscription

Just follow the QR code to sign up for our newsletter and never miss an innovation from Fezer again! #MadeInGermany

AUTOMOTIV FÄSSER COILHEBER  
SPALTBÄNDER LUFTFAHRT PAPIER  
RAUMFAHRT KARTONS KANISTER  
HOLZ KUNSTSTOFF STANGEN  
BEHÄLTER LOGISTIK KISTEN  
SÄCKE GLAS WINDKRAFT BETON  
VERPACKUNGEN STEINE BLECHE  
ROHRE BESCHICKUNG PLATTEN  
KISTEN BATTERIEN SOLARPANEELE

The whole world of vacuum technology online.

Status 08/2022

Albert Fezer Maschinenfabrik GmbH  
In den Weiden 26  
73776 Altbach

Phone  
+49 7153 61316-0

E-Mail  
[info@fezer.com](mailto:info@fezer.com)

